

29

LOS ANGELES COUNTY FLOOD CONTROL DISTRICT
Soils and Materials Engineering Division

SP

SIEVE ANALYSIS WORK SHEET

LAB SERIAL NO. 22866

Total Weight of Sample 1.75 lbs.

Project KINNELOA WEST FORK

grams.

Station _____

Moisture Content of Fines _____ %.

Location _____

Date Tested 3/5/69 Plotted By _____

Boring No. _____ Sample No. 1

Remarks NP

Sampled By _____ Lab Tested By NR-FK

Intended Use _____

GRAVEL (Plus No. 4)

| ASTM SIEVE NUMBER | SIZE (mm) | RETAINED | | % OF TOTAL OVEN-DRY RETAINED | ACCUM. % RETAINED | ACCUM. % PASSING | |
|----------------------|-----------|----------|-------|------------------------------|-------------------|------------------|------------|
| | | LBS. | GRAMS | | | ACTUAL | SPEC. REQ. |
| 3" | 76.2 | | | | | | |
| 1 1/2" | 38.1 | | | | | | |
| (1") | (25.4) | | | | | | |
| 3/4" | 19.1 | 0.28 | | 17.4 | 17.4 | | |
| 3/8" | 9.52 | 0.14 | | 8.7 | 26.1 | | |
| No. 4 | 4.76 | 0.25 | .67 | 15.5 | 41.6 | 58.4 | |
| Pan | 0 | 1.08 | | xxxxx | | | |
| Total Fractions | | 1.75 | | xxxxx | | | |
| Sieve Loss-Gain | | | | | | | |
| Calc. Oven-Dry Fines | | .94 | | 58.4 | | | |
| Total Oven-Dry | | 1.61 | | 100.00 | | | |

Moisture Determination of Fines:
Cup No. 50
Dry Weight 161.0 grams
Moisture 14.9 %

FINES (Minus No. 4)

WEIGHT, GRAMS 100 (CALC.) OVEN-DRY WEIGHT 87.0 grams.

WEIGHT OF TOTAL SAMPLE REPRESENTED BY FINES, OVEN-DRY 149.0 grams.

| ASTM SIEVE NUMBER | SIZE (mm) | RETAINED GRAMS | % OF TOTAL SAMPLE RETAINED | ACCUM. % OF TOTAL RETAINED | ACCUM. % PASSING | |
|------------------------------------|-----------|----------------|----------------------------|----------------------------|------------------|------------|
| | | | | | ACTUAL | SPEC. REQ. |
| 8 | 2.38 | 16.1 | 10.8 | 52.4 | | |
| 16 | 1.19 | 30.4 | 20.4 | 72.8 | | |
| 30 | 0.59 | 17.5 | 11.7 | 84.5 | | |
| 50 | .297 | 11.1 | 7.4 | 91.9 | | |
| 100 | .149 | 5.9 | 4.0 | 95.9 | | |
| 200 | .074 | 1.9 | 1.3 | 97.6 | 2.4 | |
| Pan | 0 | 0.5 | - | | | |
| Total Fractions | | 83.4 | | | | |
| Total Dry Weight After Wet Sieving | | 203.7 | 83.5 | 56.0 | | |
| Sieve Loss-Gain | | 120.2 | -.1 | | | |

Calculated by NR Date 3/6/69
Checked by SHF Date 3/6/69

Note: Cross out sieve numbers not used.

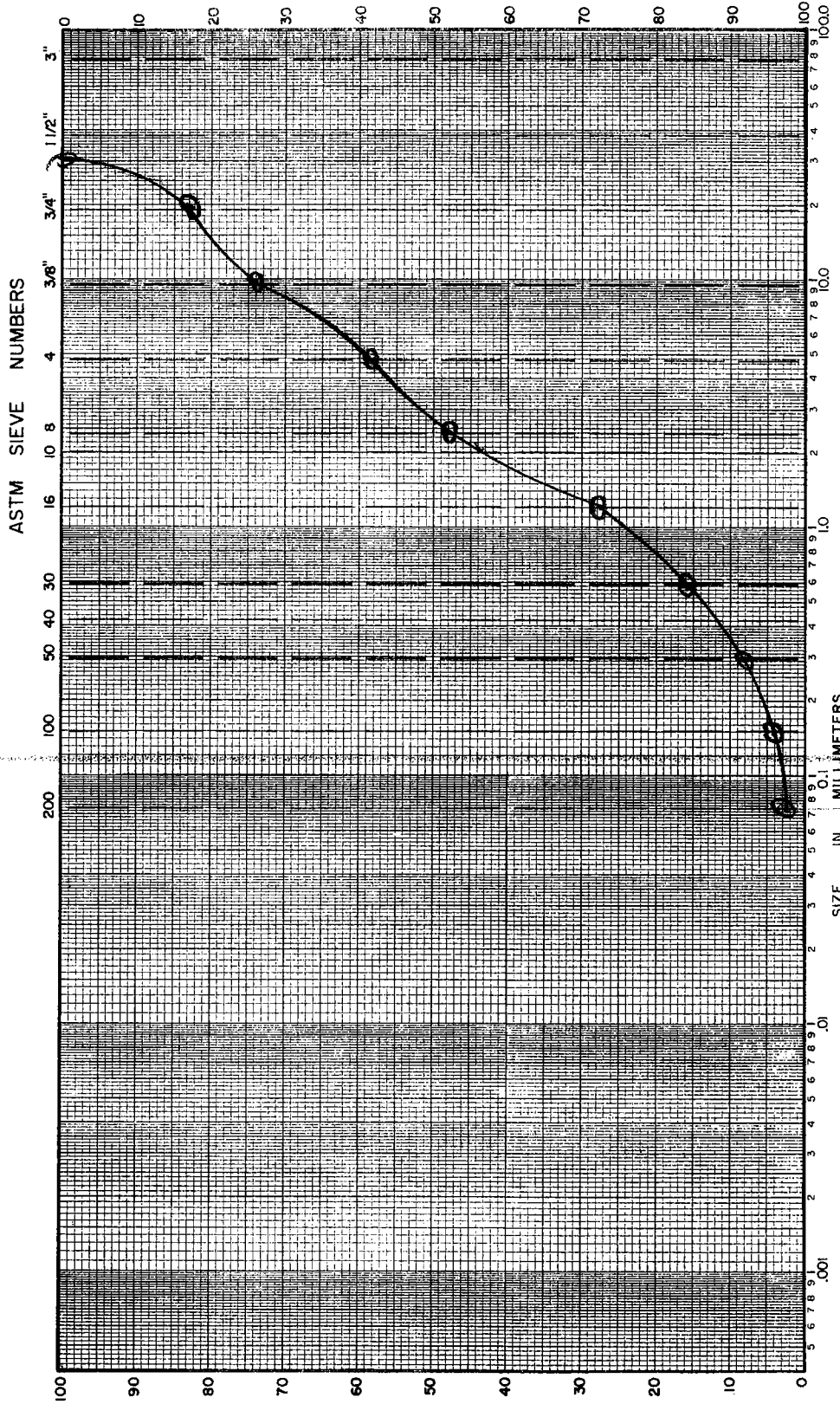
20 7
120.2

LOS ANGELES COUNTY FLOOD CONTROL DISTRICT
Soils and Materials Engineering Division
MECHANICAL ANALYSIS

LAB. SERIAL NO. 22866
 JOB _____
 BORING NO. _____ SAMPLE NO. _____
 STATION _____ DEPTH _____ FT.
 LOCATION _____
 SAMPLED BY _____ DATE _____
 FIELD CLASSIFICATION _____ BY _____
 PLAS. IND. _____ LIQ. LIM. _____
 REMARKS _____

CLASSIFICATION DATA

PERCENT (+) NO. 200 _____ PERCENT (+) NO. 4 _____
 % (+) NO. 4 / % (+) NO. 200 _____ D_{10} 0.35 mm
 D_{30} 1.3 mm D_{90} 5.2 mm
 $C_u = D_{60}/D_{10}$ 14.9 PLOTTED BY NB
 $C_c = (D_{30})^2 / (D_{10} \times D_{60})$ 0.93 CHECKED BY SKF
 GROUP SYMBOL _____ DATE 3/6/69
 NOTE: D_x = PARTICLE DIA. AT X% PASSING



| | | | | | |
|--------------|--------|------|--------|--------|--------|
| SILT OR CLAY | | SAND | | GRAVEL | |
| FINE | MEDIUM | FINE | COARSE | FINE | COARSE |

29

LOS ANGELES COUNTY FLOOD CONTROL DISTRICT
Soils and Materials Engineering Division

SM-SP (29)

SIEVE ANALYSIS WORK SHEET

LAB SERIAL NO. 22268 Total Weight of Sample 1.76 lbs.
 Project: KINNELCA West Fork _____ grams.
 Station _____ Moisture Content of Fines _____ %.
 Location _____ Date Tested 3/12 Plotted By _____
 Boring No. _____ Sample No. 3 Remarks AP
 Sampled By _____ Lab Tested By RA Intended Use _____

GRAVEL (Plus No. 4)

| ASTM SIEVE NUMBER | SIZE (mm) | RETAINED | | % OF TOTAL OVEN-DRY RETAINED | ACCUM. % RETAINED | ACCUM. % PASSING | |
|----------------------|-----------|----------|-------|------------------------------|-------------------|------------------|------------|
| | | LBS. | GRAMS | | | ACTUAL | SPEC. REQ. |
| 3" | 76.2 | | | | | | |
| 1½" | 38.1 | | | | | | |
| (1") | (25.4) | | | | | | |
| ¾" | 19.1 | 04 | | 2.5 | 2.5 | | |
| ⅜" | 9.52 | 10 | | 6.4 | 8.9 | | |
| No. 4 | 4.76 | 12 | 26 | 7.6 | 16.5 | 83.4 | |
| Pan | 0 | 150 | | xxxxx | | | |
| Total Fractions | | 1.76 | | xxxxx | | | |
| Sieve Loss-Gain | | | | | | | |
| Calc. Oven-Dry Fines | | 1.31 | | 83.4 | | | |
| Total Oven-Dry | | 1.57 | | 100.00 | | | |

Moisture Determination of Fines:
 Cup No. 46
 Dry Weight 16.12 grams
 Moisture 14.7 %

WEIGHT, GRAMS 100 FINES (Minus No. 4) (CALC.) OVEN-DRY WEIGHT 87.3 grams.
 WEIGHT OF TOTAL SAMPLE REPRESENTED BY FINES, OVEN-DRY 104.8 grams.

| ASTM SIEVE NUMBER | SIZE (mm) | RETAINED GRAMS | % OF TOTAL SAMPLE RETAINED | ACCUM. % OF TOTAL RETAINED | ACCUM. % PASSING | |
|------------------------------------|-----------|----------------|----------------------------|----------------------------|------------------|------------|
| | | | | | ACTUAL | SPEC. REQ. |
| 8 | 2.38 | 10.8 | 10.3 | 26.8 | | |
| 16 | 1.19 | 17.5 | 16.7 | 43.5 | | |
| 30 | 0.59 | 15.2 | 14.5 | 58.0 | | |
| 50 | .297 | 13.1 | 12.5 | 70.5 | | |
| 100 | .149 | 13.8 | 13.2 | 83.7 | | |
| 200 | .074 | 7.0 | 6.7 | 91.2 | 8.8 | |
| Pan | 0 | 0.4 | | | | |
| Total Fractions | | 77.8 | | | | |
| Total Dry Weight After Wet Sieving | | 198.4 | 78.2 | 74.7 | | |
| Sieve Loss-Gain | | 120.2 | -0.4 | | | |

Calculated by RA Date 3/18/69
 Checked by RJT Date 3/20/69

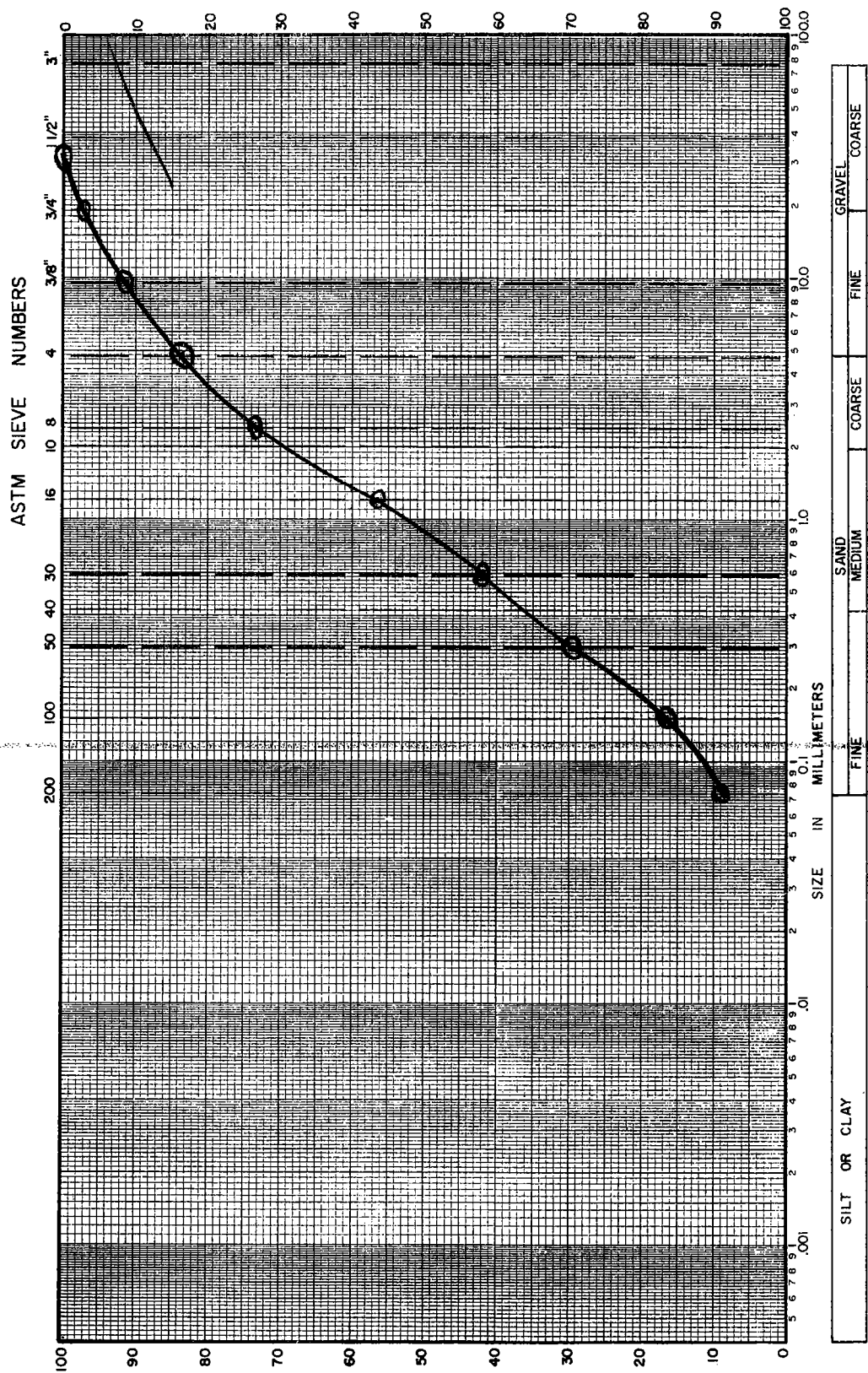
Note: Cross out sieve numbers not used.

LOS ANGELES COUNTY FLOOD CONTROL DISTRICT
Soils and Materials Engineering Division
MECHANICAL ANALYSIS

LAB. SERIAL NO. 22268
 JOB _____
 BORING NO. _____ SAMPLE NO. _____
 STATION _____ DEPTH _____ FT.
 LOCATION _____
 SAMPLED BY _____ DATE _____
 FIELD CLASSIFICATION _____ BY _____
 PLAS. IND. _____ LIQ. LIM. _____
 REMARKS _____

CLASSIFICATION DATA

PERCENT (+) NO. 200 _____ PERCENT (+) NO. 4 104 mm
 % (+) NO. 4 / % (+) NO. 200 _____ D₁₀ _____ mm
 D₃₀ 13 mm P₆₀ 13 mm
 C_u = D₆₀/D₁₀ _____ P₆₀ _____
 C_c = (D₃₀)² _____
 GROUP SYMBOL _____ CHECKED BY RJI
 DATE 3/20/69
 NOTE: D_x = PARTICLE DIA. AT X% PASSING



LOS ANGELES COUNTY FLOOD CONTROL DISTRICT
Soils and Materials Engineering Division

SM-SW (19)

SIEVE ANALYSIS WORK SHEET

LAB SERIAL NO. 22869 Total Weight of Sample 2.90 lbs.
 Project KINNEBA CM DECKIS _____ grams.
 Station _____ Moisture Content of Fines _____ %.
 Location _____ Date Tested 3/18 Plotted By _____
 Boring No. _____ Sample No. 701 Remarks NR
 Sampled By _____ Lab Tested By NR Intended Use _____

GRAVEL (Plus No. 4)

| ASTM SIEVE NUMBER | SIZE (mm) | RETAINED | | % OF TOTAL OVEN-DRY RETAINED | ACCUM. % RETAINED | ACCUM. % PASSING | |
|----------------------|-----------|----------|-------|------------------------------|-------------------|------------------|------------|
| | | LBS. | GRAMS | | | ACTUAL | SPEC. REQ. |
| 3" | 76.2 | — | | | | | |
| 1½" | 38.1 | 22 | | 8.5 | 8.5 | | |
| (1") | (25.4) | — | | — | 8.5 | | |
| ¾" | 19.1 | 09 | | 3.5 | 12.0 | | |
| ⅜" | 9.52 | 18 | | 17.0 | 19.0 | | |
| No. 4 | 4.76 | 10 | 59 | 3.9 | 22.9 | 77.2 | |
| Pan | 0 | 2.51 | | xxxxx | | | |
| Total Fractions | | 2.90 | | xxxxx | | | |
| Sieve Loss-Gain | | | | | | | |
| Calc. Oven-Dry Fines | | 2.00 | | 77.2 | | | |
| Total Oven-Dry | | 2.59 | | 100.00 | | | |

Moisture Determination of Fines:
 Cup No. 71
 Dry Weight 160.8 grams
 Moisture 15.2 %

WEIGHT, GRAMS 100 FINES (Minus No. 4) (CALC.) OVEN-DRY WEIGHT 86.8 grams.
 WEIGHT OF TOTAL SAMPLE REPRESENTED BY FINES, OVEN-DRY 112.4 grams.

| ASTM SIEVE NUMBER | SIZE (mm) | RETAINED GRAMS | % OF TOTAL SAMPLE RETAINED | ACCUM. % OF TOTAL RETAINED | ACCUM. % PASSING | |
|------------------------------------|-----------|----------------|----------------------------|----------------------------|------------------|------------|
| | | | | | ACTUAL | SPEC. REQ. |
| 8 | 2.38 | 12.0 | 10.7 | 33.6 | | |
| 16 | 1.19 | 21.2 | 18.8 | 52.4 | | |
| 30 | 0.59 | 18.0 | 16.0 | 68.4 | | |
| 50 | .297 | 10.5 | 9.3 | 77.7 | | |
| 100 | .149 | 8.1 | 7.2 | 84.9 | | |
| 200 | .074 | 5.0 | 4.4 | 89.7 | 10.3 | |
| Pan | 0 | 0.2 | | | | |
| Total Fractions | | 75.0 | | | | |
| Total Dry Weight After Wet Sieving | | 195.4 | 66.8 | | | |
| Sieve Loss-Gain | | 120.2 | —, 2 | | | |

Calculated by NR Date 3/18/69
 Checked by RJT Date 3/20/69

Note: Cross out sieve numbers not used.

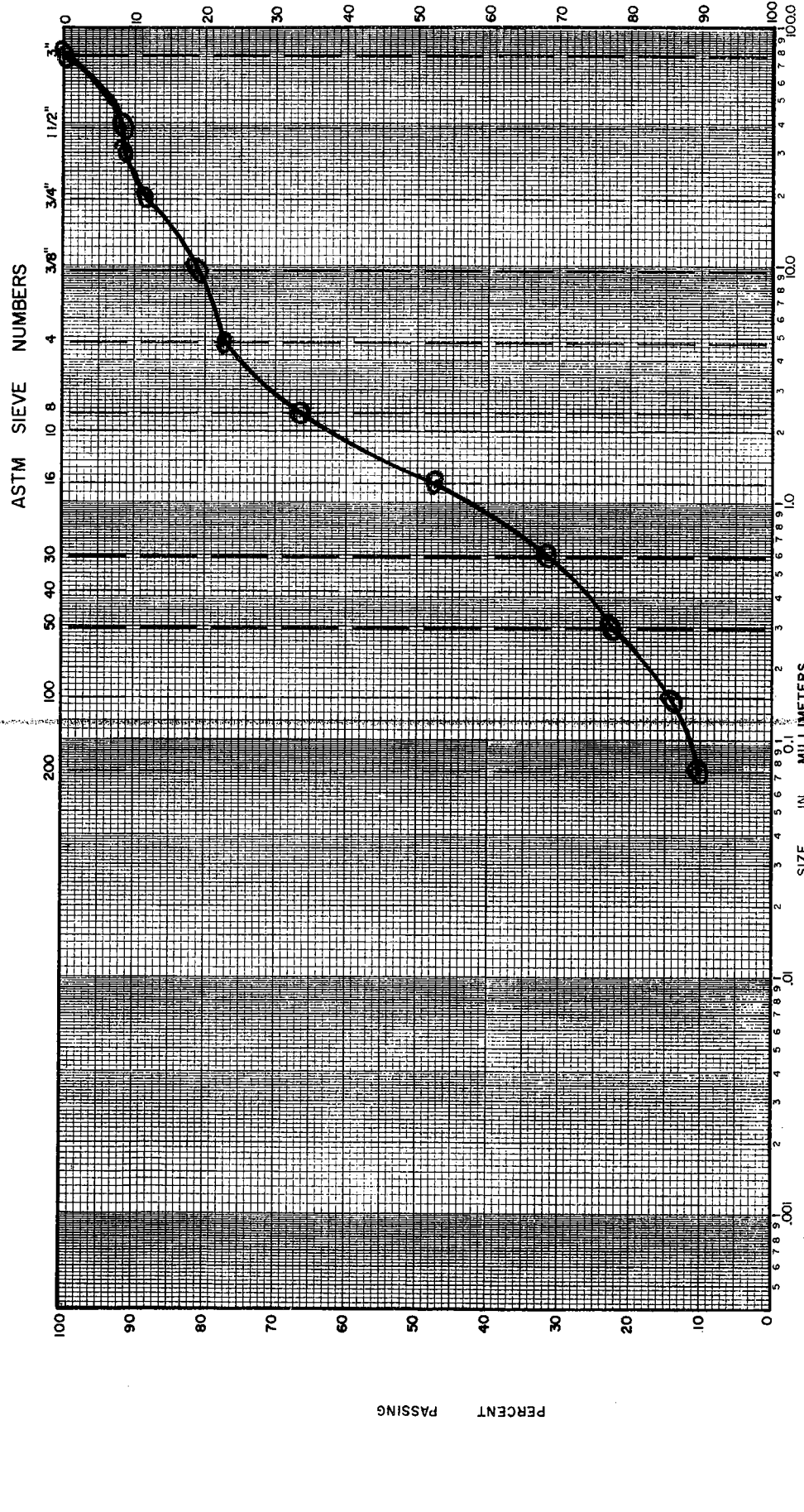
LOS ANGELES COUNTY FLOOD CONTROL DISTRICT
Soils and Materials Engineering Division
MECHANICAL ANALYSIS

LAB. SERIAL NO. 22869

JOB _____
BORING NO. _____ SAMPLE NO. _____
STATION _____ DEPTH _____ FT. _____
LOCATION _____
SAMPLED BY _____ DATE _____
FIELD CLASSIFICATION _____ BY _____
PLAS. IND. _____ LIQ. LIM. _____
REMARKS _____

CLASSIFICATION DATA

PERCENT (+) NO. 200 _____ PERCENT (+) NO. 4 _____
% (+) NO. 4 / % (+) NO. 200 _____ D₁₀ 1.07 mm
D₃₀ 1.54 mm D₆₀ 1.8 mm
C_u = D₆₀/D₁₀ 2.57 PLOTTED BY LR
C_c = (D₃₀)² / (D₁₀ x D₆₀) 1.29
1.26 GROUP SYMBOL 2/3 CHECKED BY RJT
DATE 3/20/69
NOTE: D_x = PARTICLE DIA. AT X% PASSING



| | | | | | |
|--------------|------|-------------|--------|------|---------------|
| SILT OR CLAY | FINE | SAND MEDIUM | COARSE | FINE | GRAVEL COARSE |
|--------------|------|-------------|--------|------|---------------|

29