





*Public Works*  
LOS ANGELES COUNTY

QUARTERLY BUSINESS  
REPORT

Q3/2023-2024







# CONTENTS

<b>Public Works Overview</b>	<b>4</b>	<b>Construction Management</b>	<b>56</b>
<b>Administrative Services</b>	<b>6</b>	MAJOR PROGRAMS/SERVICES	57
MAJOR PROGRAMS/SERVICES	7	KEY ISSUES/CHALLENGES	59
KEY ISSUES/CHALLENGES	10	STRATEGIES	59
STRATEGIES	11	RESULTS-BASED ACCOUNTABILITY: SUMMARY	61
RESULTS-BASED ACCOUNTABILITY: SUMMARY	14	KEY TAKEAWAYS	62
KEY TAKEAWAYS	16	<b>Public Contracting and Asset Management</b>	<b>64</b>
<b>Water Resources</b>	<b>18</b>	MAJOR PROGRAMS/SERVICES	65
MAJOR PROGRAMS/SERVICES	19	KEY ISSUES/CHALLENGES	67
KEY ISSUES/CHALLENGES	23	STRATEGIES	67
STRATEGIES	24	RESULTS-BASED ACCOUNTABILITY: SUMMARY	69
RESULTS-BASED ACCOUNTABILITY: SUMMARY	28	KEY TAKEAWAYS	70
KEY TAKEAWAYS	32	<b>Municipal Services</b>	<b>72</b>
<b>Transportation</b>	<b>34</b>	MAJOR PROGRAMS/SERVICES	73
MAJOR PROGRAMS/SERVICES	35	KEY ISSUES/CHALLENGES	79
KEY ISSUES/CHALLENGES	37	STRATEGIES	80
STRATEGIES	37	RESULTS-BASED ACCOUNTABILITY: SUMMARY	82
RESULTS-BASED ACCOUNTABILITY: SUMMARY	41	KEY TAKEAWAYS	83
KEY TAKEAWAYS	42	<b>Appendix 1 – Services Provided to Cities</b>	<b>85</b>
<b>Environmental Services</b>	<b>44</b>	<b>Appendix 2 – Public Works’ Priority Legislation</b>	<b>93</b>
MAJOR PROGRAMS/SERVICES	45		
KEY ISSUES/CHALLENGES	48		
STRATEGIES	49		
RESULTS-BASED ACCOUNTABILITY: SUMMARY	53		
KEY TAKEAWAYS	55		



# Public Works Overview

*“To become the most trusted public agency in the region.”*

*“We plan, design, build, and maintain modern infrastructure that uplifts all communities of Los Angeles County.”*



**Director**  
**Mark Pestrella, PE**

Los Angeles County Public Works was formed in January 1985, consolidating the former County Road Department, the County Engineer Department, and the County Flood Control District.

With a Vision to become the most trusted public agency in the region, Public Works has been defined by its responsiveness to the public, commitment to provide excellent customer service, and drive to build great community relations. Public Works' workforce takes pride in being public servants providing essential and critical services for all residents and businesses in Los Angeles County.

Public Works' diverse operations are defined within five core service areas: Water Resources, Transportation, Environmental Services, Construction Management, and Municipal Services. Its annual budget of approximately 4.1 billion is funded by restricted revenues, such as gas excise and sales tax, benefit assessment, water and sewer sales, user fees, and contract cities revenues.

Public Works is strategically focused on supporting economic development through business-friendly contracting opportunities that will better serve the County's small businesses and local worker hiring objectives. In Fiscal Year 2022-23, Public Works awarded approximately \$1.5 billion worth of contracts within Los Angeles County, which helped create 18,368 jobs.

Public Works' workforce is comprised of approximately 3,640 employees in nearly 500 job classifications, including professional, technical, clerical, and skilled crafts.

Headquartered at 900 South Fremont Avenue in Alhambra, Public Works has 70 field facilities throughout Los Angeles County.

This business report highlights Public Works' high-level efforts in advancing its outcomes for the previous quarter. By acting on the strategies of each Business Area, Public Works aims to improve the quality of life for all Los Angeles County residents.

# Public Works Executive Team



**Angela R. George-Moody**  
**Chief Deputy Director**  
 (626) 458-4003  
 agmoody@pw.lacounty.gov



**Anthony Nyivih**  
**Assistant Director**  
 (626) 458-4014  
 anyivih@pw.lacounty.gov



**Miki Esposito**  
**Assistant Director**  
 (626) 458-4019  
 mesposito@pw.lacounty.gov



**Luis Ramirez**  
**Deputy Director**  
 Public Contracting &  
 Asset Management



**Vincent Yu**  
**Deputy Director**  
 Construction Management



**Art Vander Vis**  
**Deputy Director**  
 Municipal Services



**Shari Afshari**  
**Deputy Director**  
 Environmental Services



**Steve Burger**  
**Deputy Director**  
 Transportation



**Adam Ariki**  
**Deputy Director**  
 Water Resources



**Jeff Howard**  
**Administrative Deputy**  
 Administrative Services

NAME	TITLE	PHONE	EMAIL
Angela R. George-Moody	Chief Deputy Director	626.458.4003	agmoody@pw.lacounty.gov
Anthony Nyivih	Assistant Director	626.458.4014	anyivih@pw.lacounty.gov
Miki Esposito	Assistant Director	626.458.4019	mesposito@pw.lacounty.gov
Luis Ramirez	Deputy Director, Public Contracting & Asset Management	626.458.4008	luramire@pw.lacounty.gov
Vincent Yu	Deputy Director, Construction Management	626.458.4010	vyu@pw.lacounty.gov
Art Vander Vis	Deputy Director, Municipal Services	626.458.4004	avander@pw.lacounty.gov
Shari Afshari	Deputy Director, Environmental Services	626.458.4016	safshari@pw.lacounty.gov
Steve Burger	Deputy Director, Transportation	626.458.4018	sburger@pw.lacounty.gov
Adam Ariki	Deputy Director, Water Resources	626.458.412	aariki@pw.lacounty.gov
Jeff Howard	Administrative Deputy, Administrative Services	626.458.4006	jhoward@pw.lacounty.gov

# Administrative Services

*"Public Works is the Employer of Choice in Los Angeles County."*



Public Works' recruiters attend college recruitment events

Support a workforce of **3,672** employees



## MAJOR PROGRAMS/SERVICES

Public Works' Administrative Services Branch (Branch) provides enterprise-wide financial management, administrative services, human resources, information technology, and risk management. Services include:

- Fiscal oversight
- Budget/fund management
- Litigation management
- Recruitment and exams administration
- Employee relations and programs
- Payroll administration
- Performance management
- Employee benefits
- Employee recognition programs
- Procurement and warehousing
- Employee training and professional development
- Compliance oversight for legally mandated programs
- Employee health and safety

Manage a  
**\$4.1 billion**  
budget for Fiscal Year  
2023-2024





The Branch is committed to supporting a culture of world-class public service by investing in our employees, building workforce expertise, creating permanent jobs, investing in training and technology, and promoting a diverse, inclusive, and supportive work environment for everyone.

We aim to align our workforce with Public Works' mission to uplift the well-being of all communities of Los Angeles County (County) by recruiting, retaining, and developing a highly talented workforce to support our strategic priorities and operations

We support the County's efforts to increase the number of families earning a living wage in the County by providing job opportunities to disadvantaged populations.

We support the County's Anti-Racism, Diversity, and Inclusion (ARDI) Initiative through an equity infused strategic plan and tools designed to address systemic racism.

## Cybersecurity Threats Prevented in FY 2023-24:

**11K**  
Spam/Phishing

**3.6M**  
Web-Based Attacks

## Fiscal Year 2023-2024



**14,168**

Purchase Orders Processed  
Totaling

**\$155.5 million**

Awarded Certificate of Achievement for  
Excellence in Financial Reporting



For Los Angeles County Flood Control  
District's Annual Comprehensive  
Financial Report

7,132 Local Small Business Enterprise  
(LSBE) payments for a total of

**\$96.5 million**

**94%** of LSBE payments  
made within 15 days



## PROGRAMS/INITIATIVES

### EMPLOYEE ENGAGEMENT:

- Employee Recognition Ceremonies
- New Employee Orientations
- New Managers Meetings
- Charitable Giving Campaign Fundraisers
- March of Dimes Campaign Fundraisers
- Wellness Events – Flu Clinic, Blood Drives
- Volunteer Opportunities – Election Workers
- Engineering Assistants Forum
- Leadership Forum
- Multicultural Fair
- Service Awards

### College Recruitment

Public Works conducts on campus recruitment at multiple accredited colleges and universities to attract qualified and diverse talent.

### PLACE Program

Public Works has partnered with the Worker Education and Resource Center (WERC) and the County Department of Human Resources to hire individuals with high barriers to employment through the Preparing Los Angeles for County Employment (PLACE) program.

### Work From Home (Telework)

Public Works' Work From Home (WFH) program is designed to provide work flexibility while continuing to deliver the highest level of service to our customers. Our WFH program follows four critical tenets:

- Collaborative Culture – promote a culture of collaboration and integration of skills, knowledge, and values to meet our mission and build the public's trust in us.
- Public Service – create an outstanding and unmatched customer experience in our industry.
- Productivity – increase employees' productivity to support population outcomes and strategies.
- Workforce Wellbeing – support a better work-life balance for our employees.

### Training

Public Works is committed to developing and retaining a highly skilled workforce prepared to address modern infrastructure needs. We support employees in furthering their education through degree and certification programs, as well as tuition reimbursement assistance. Our employees attend external training, conferences, and seminars that further enhance their learning opportunities and enable networking with industry leaders.

**\$1 million** Invested in employee training and development to date in Fiscal Year 2023-24



Public Works STEAM Outreach Program members participated in the 2024 Multicultural Fair

## KEY ISSUES/CHALLENGES

- **Strategic Issues**

- Due to employee turnover resulting from retirements and interdepartmental promotions, Public Works must prepare for current and future labor market demands by developing and retaining a diverse, sustainable, and highly skilled workforce with a specific focus on trends in the engineering industry.
- Public Works must continue to develop our leaders to put them in the best position to respond to workplace challenges and prepare employees for new leadership roles and challenges.
- Public Works supports the Board of Supervisors' commitment to expanding employment opportunities for County residents through workforce development programs which focus on creating pathways to County employment for disadvantaged populations.

- **Challenges**

- Baby boomer retirements have resulted in a significant loss of institutional knowledge.
- We need to be appropriately resourced with positions to fulfill high workload demands in key strategic areas.
- We must onboard talent more quickly and provide a more sustainable work-life balance for our employees.
- Some competing employers may offer more liberal telework schedules.

## STRATEGIES

The Branch established two strategies designed to help ensure we are the Employer of Choice in the County:

### Strategy 1 – Recruit and retain a highly talented workforce.

Public Works engages in targeted outreach and recruitment efforts to attract a diverse candidate pool and hire the most qualified candidates, with an emphasis on engineering talent to support the Business Areas' strategic priorities and operations.

- Some high-level actions include
  - Participation in outreach events, career and job fairs, and campus recruitment at college and universities.
  - Implementation of efficiency enhancements to reduce the time between electronic Personnel Action Request (ePAR) approval and the establishment of the start date to onboard talent more quickly.
  - Tracking employees hired with specialized degrees, licenses, and certifications.

### Strategy 2 – Train and promote professional workforce development.

Public Works promotes professional development opportunities to support its workforce. This strategy has a strong positive impact on job satisfaction, retention, and belonging as employees feel supported and engaged in their roles.

- Some high-level actions include:
  - Expanding leadership training for managers.
  - Creating a baseline (reference point) of our workforce's expertise by documenting employees who possess specialized degrees, licenses, and certifications.
  - Developing an automated tool to track compliance with County-mandated training.



Recruitment staff participated in community recruitment events



## STRATEGIES STATUS (THIRD QUARTER: JANUARY-MARCH 2024)

### Strategy 1: Recruit and retain a highly talented workforce

1. Recruitment and outreach – Participated in 9 job fairs, including 3 community recruitment events.
2. New hires – 46.2 percent of new employees possess degrees, licenses and/or certificates. This indicator reflected an 18.5 percent decrease over the prior quarter, given the increased hiring of Public Works Laborers (no degree or license required).
3. PLACE – Continued working with WERC/PLACE on new pipeline programs that create job opportunities for people experiencing high barriers to employment.
4. Telework – With 53 percent of employees teleworking one or more days per week, our Work From Home program offers flexibility and supports work-life balance for the workforce.
5. Onboarding – The median number of onboarding days (from ePAR approval to establishment of start date) increased from 29 calendar days in the prior quarter to 33 calendar days. The 4-day increase was driven by a higher number of PARs processed for classifications that required medical examinations.

## **Strategy 2: Train and promote professional workforce development**

1. Workforce development – Invested approximately \$1 million in professional development and safety training to support the workforce. Restarted the Rotation Program for entry-level engineers, providing participants with a valuable opportunity to gain broader knowledge and experience of Public Works operations.
2. Wellbeing and inclusion – In January, we held the 2024 Multicultural Fair connecting employees with Public Works Affinity Groups.



Public Works Affinity Groups participated in the 2024 Multicultural Fair

## RESULTS-BASED ACCOUNTABILITY: SUMMARY

### Population Accountability

Population Outcome: Public Works is the Employer of Choice in Los Angeles County				
Population Indicators	Current Value	Current Reporting Period	Previous Value	Previous Reporting Period
Employee annual retention rate	92.9%	January 2023 to January 2024	92.3%	January 2022 to January 2023
Percentage of job offers accepted	93.9%	January to March 2024	91%	October to December 2023
Demographics of workforce that reflects Los Angeles County communities	See Chart on Page 16	March 2024	--	--



## Performance Accountability

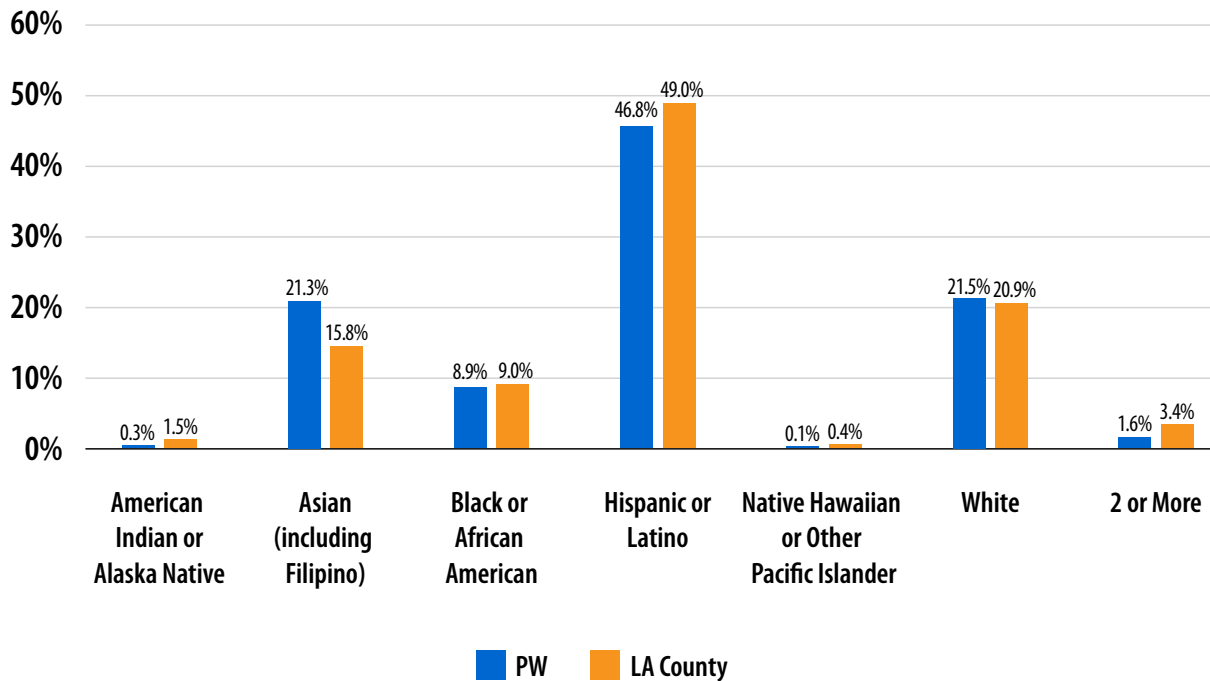
Strategy 1: Recruit and retain a highly talented workforce					
Performance Measures (January - March 2024)	Current Value	Previous Value	Current Target Value	Current Trend	Baseline % Change
Employee turnover rate	3.0%	1.6%	1.6%	↑	87.5%
Median number of days from ePAR approval to establishment of start date for more timely onboarding	33 calendar days	29 calendar days	25 calendar days	↑	13.8%
Percentage of employees hired with specialized degrees, licenses, and certifications (e.g., surveyor, structural engineering, geotechnical engineering, project management, construction inspectors)	46.2%	56.7%	100%	↓	-18.5%

Strategy 2: Train and promote professional workforce development					
Performance Measures (January - March 2024)	Current Value	Previous Value	Current Target Value	Current Trend	Baseline % Change
Employee compliance rate with County mandated training	94%	91%	100%	↑	3.3%
Percent of managers that completed leadership training	91%	83%	100%	↑	9.6%

## KEY TAKEAWAYS

- Public Works is the County's employer of choice. In 2023, our annual employee retention rate increased to 92.9 percent, approximately 0.6 percent up from 2022. U.S. employers generally strive to achieve 90 percent employee retention.
- Turnover increased to 3 percent compared to 1.6 percent in the prior quarter. This was primarily driven by a nearly threefold increase in retirements this quarter. With an average of one percent of employees leaving employment each month, Public Works continues below the national turnover rate for governmental employees, which averaged 1.6 percent per month.
- Job offers acceptance went up to 93.9 percent, a 3.2 percent increase over the prior quarter. This confirms that Public Works is known as a highly desirable place to work.
- The overall Public Works workforce is representative of the diverse demographics of Los Angeles County's population. We are committed to expanding the pool of diverse candidates and advancing equitable outcomes.

### Public Works Employees vs. Los Angeles County Population As of March 2024



County population data source: [U.S. Census Bureau Los Angeles County population estimates](https://www.census.gov/data/tables/2019/total/2019-los-angeles-county-population-estimates.html)





# Water Resources

*"All Los Angeles County residents have access to safe, clean, and reliable water resources."*



Ladera Park



**14**  
dams

Providing flood protection for  
**10 million** people  
and contributing to their water supply



## MAJOR PROGRAMS/SERVICES

Through the Los Angeles County Flood Control, Unincorporated Area stormwater program, and Waterworks Districts, Public Works is responsible for Countywide water resource management, which includes flood risk management, water supply, and watershed health.

### Flood Risk Management and Stormwater Capture

The Los Angeles County Flood Control District (Flood Control District) was established under the Los Angeles County Flood Control Act in 1915. The Act empowered the Flood Control District to provide flood protection, water conservation, recreation and aesthetic enhancement within its boundaries. The Flood Control District is governed, as a separate entity, by the County of Los Angeles Board of Supervisors.

On behalf of the Flood Control District, Public Works constructs, operates, and maintains a regional system of flood control and water conservation facilities that provide flood protection and increase local water supply. The annual average budget of the Flood Control District is \$370 million, with major funding from property taxes and a property benefit assessment for flood control.

The Flood Control District's boundaries encompass 2,758 square miles. The Flood Control District operates and maintains one of the most complex systems of flood control and water conservation in the country. The Flood Control District's current infrastructure includes 14 major dams and reservoirs, 491 miles of concrete and soft-bottom channels, 3,400 miles of underground storm drain conduits, 97,466 catch basins, 61 pump stations, 189 debris basins, 181 crib dams, 37 sediment placement sites, 27 spreading grounds, 21 low-flow diversion structures, 313 seawater barrier injection wells, 1 constructed wetland, and 1 mitigation bank area.

The reservoirs assist in recharging groundwater, which helps Los Angeles retain a supply of drinking water. Water from the reservoirs is released, as needed, and moves through a system of open channels into spreading grounds, where it replenishes groundwater basins by slowly percolating, or infiltrating, into the ground. The groundwater basins are accessed by wells, providing a valuable and reliable source of local drinking water. By conserving water in reservoirs, Los Angeles County relies less on imported water from other areas of California and Colorado River Aqueduct. The flood control system ensures that the greatest amount of water is captured in

reservoirs and diverted into spreading grounds instead of being lost to the ocean.

The Flood Control District also administers the Safe Clean Water Program, which provides local, dedicated funding to increase our local water supply, improve water quality, and protect public health. Multi-benefit projects capture stormwater to supplement local water supply through reuse, potable offset, and/or groundwater recharge.

Local groundwater provides one-third of the region's water supply. The Flood Control District's spreading operations significantly help to recharge these local groundwater aquifers and are supplemented by numerous other regional entities doing both regional and distributed stormwater capture projects through the Safe Clean Water Program.

The Flood Risk Management Program includes planning; operation; maintenance; emergency storm response; storm drain rehabilitation; debris protection; floodplain management; public service; and construction of storm protection facilities, such as dams, channels, debris basins, storm drains, pumps, and removal of accumulated debris from reservoirs, debris basins, and debris retaining inlets.

The seawater barrier injection wells along Los Angeles County's coastline often go unnoticed because of their underground nature. However, these facilities serve as Los Angeles basin's fresh water sentinels. They protect a significant portion of the area's drinking water supply from ocean water, which constantly attempts to migrate into existing aquifers. Treated imported and reclaimed water is injected deep into the underground aquifers to block this inland migration of saltwater.

Another vital component of the Flood Risk Management Program is the removal of accumulated debris from the numerous reservoirs and debris basins, which protect nearby communities. Debris removal from the reservoirs also restores capacity, which the region needs for stormwater conservation.

## Integrated Regional Water Management Program (IRWMP)

Public Works leads the Greater Los Angeles County IRWMP, the largest regional water management group in the State involving 30 regional water management agencies.

The IRWMP planning process successfully brings together and prioritizes water-related efforts in the region in a systematic way to ensure sustainable water uses, reliable water supplies, better water quality, environmental stewardship, efficient urban development, protection of agriculture, and a strong economy. Through IRWMP, Public Works partners with regional water stakeholders and agencies to implement regional solutions through open and collaborative stakeholder processes to promote sustainable water use in the Los Angeles region.


Since its inception in 2008, Greater LA County IRWMP has successfully secured more than \$144 million in water resource grants for 86 projects.

# 260,000

residents have access to new recreation opportunities at Flood Control District facilities within one mile of their homes

### Over the last 10 years, Public Works:

- **Increased the stormwater recharge capacity** at its facilities by approximately 17,680 acre-feet per year.
- **Invested more than \$193 million** in rehabilitating its dams and increasing their operational efficiency.
- **Invested more than \$58 million** in enhancing the capacity and operational efficiency of its spreading grounds and seawater barriers.



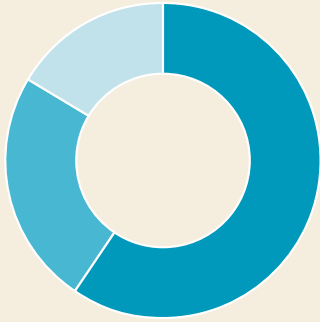
Public Works recharges enough groundwater from various sources annually to serve **2.48 million residents**



# 270,000

water customers served in  
Marina del Rey, Malibu,  
Val Verde, Acton, Kagel Canyon,  
Antelope Valley

## Average Annual Contribution to Regional Water Supply



**200,000** acre-feet  
Stormwater

**65,000** acre-feet  
Imported water

**45,000** acre-feet  
Recycled water

## Water Utilities

Public Works also provides retail water service to over 270,000 residents through the management of five County Waterworks Districts, the Marina del Rey water system (SD2), and the Rancho Los Amigos Water System (SD2). The systems are comprised of 1,346 miles of water mains, 122 storage tanks, and 145 pump stations and includes the following five District areas:

- Malibu (SD3)
- Val Verde (SD5)
- Acton (SD5)
- Kagel Canyon (SD5)
- Antelope Valley (SD5)

The Los Angeles County Waterworks Districts operates out of three District offices (Alhambra, Malibu, and Lancaster) and maintains an online water account management system (MyWAM) for customers to easily access and manage their account online, anytime, anywhere and offers a “Live Chat” feature to enhance the customer service experience.

County Waterworks Districts also manages a robust water efficiency program to increase water conservation and reduce daily per capita water usage. The program includes:

- Residential Rebate Program
- Cash for Grass Program/Grass Replacement
- Online guides for Xeriscape Education
- Education and outreach programs
- Water Surveys
- Cell phone application to report Water Waste
- Quarterly Newsletters

The annual budget for these Waterworks Districts and the Marina del Rey water system is \$238 million.

The Waterworks Districts are investing in extensive capital improvement programs with over \$190 million of planned projects including water tanks, waterlines, valves, pumps, and wells over the next 20 years. Additionally, the Waterworks Districts has initiated a comprehensive asset management program to assess infrastructure and prioritize repairs and upgrades.



## Watershed Health Program

Public Works is responsible for planning and implementing projects and programs to improve surface water quality in unincorporated County areas and is the lead Agency for the Los Angeles County Municipal Stormwater (MS4) Permit issued by the Regional Water Quality Control Board to the County of Los Angeles (unincorporated areas) and to the Los Angeles County Flood Control District (jurisdictional areas).

A new MS4 Permit was adopted in 2021 and includes the County, the Flood Control District, and 85 municipalities in Los Angeles County. In addition, the 2021 MS4 Permit also includes 10 cities within Ventura County and the Ventura County Watershed Protection District as permittees. The Permit requires permittees to collectively control pollutant discharges into the municipal stormwater system and to meet Total Maximum Daily Loads requirements. The permit requires a regional collaboration and Public Works is participating in 18 Watershed groups that were formed to complete watershed management plans to collectively develop and implement projects/programs to meet MS4 permit requirements and to identify opportunities for water quality projects that will also increase stormwater reuse and augment local water supply. These watershed groups have developed detailed plans that were approved by the Los Angeles Regional Water Quality Control Board.

To date, the County has invested over \$459 million Countywide towards the construction of stormwater quality improvement projects (\$383 million through the Safe Clean Water Program, and \$76 million through the unincorporated County's stormwater program).

Over the last year, **21 low-flow diversions** have prevented around **182 million gallons** (equivalent to 5 million bathtubs) of polluted urban runoff from entering local waterways

## KEY ISSUES/CHALLENGES

- **Climate Change**
  - Our region is subject to extreme weather which includes extended periods of drought with few, intense rain events.
  - Climate change is expected to reduce the reliability of imported water delivered to Los Angeles County. This will require an increased emphasis on development of local sources of water to increase the sustainability of our water supply.
- **Improving Water Body Health**
  - Federal and State regulations establish water quality standards to protect the beneficial uses of water bodies, which include aquatic habitat and recreation. New regulations continue to be developed.
  - Water bodies within Los Angeles County (rivers, lakes, and the ocean) are impaired by various pollutants, which negatively impact aquatic habitat and recreation. Stormwater, urban runoff, and other discharges are a source of these pollutants.
  - Many of these rivers and lakes are part of the urban flood control infrastructure belonging to the Flood Control District, such as the Los Angeles River, Verdugo Wash, and the Arroyo Seco Channel.
  - The unincorporated areas of the County and the Flood Control District (along with other cities in the County) are required to develop and implement programs to reduce pollutants entering water bodies. These programs are costly and existing funding is limited.
  - The cost to meet water-quality standards in Los Angeles County is estimated at \$20 billion dollars over the next 20 years. Most local agencies lack a reliable source of revenue to meet the long-term challenges.



# STRATEGIES

- **Improve Regional Water Supply Resiliency**

- Improve regional water supply resiliency and sustainability through cultivation of strategic partnerships, coordination of integrated water management, development of the County Water Plan, and enabling significant increases in stormwater capture, use of recycled water, and water use efficiency.
- Develop roadmap for maximizing stormwater capture capacity and groundwater basin recharge.
- Leverage and improve effectiveness of the Safe, Clean Water Program and implement watershed master plans.

- **Flood Risk Reduction/Climate Response**

- Implement comprehensive assessment of water infrastructure and develop long-term plans for repair, replacement, and upgrade to optimize flood protection.
- Develop a master asset management plan to assist in coordinating all operations and management activities and educating local communities.
- Develop and execute an implementation roadmap to ensure fiscal health of Flood Control District funds.

- **County Waterworks Districts' Water Supply Resiliency**

- Increase local supply resiliency and water supply reliability.
- Ensure reliable service to our customers through proactive asset management, water supply risk management, and investments in making our infrastructure more resilient.
- Serve our customers and staff by providing programs, projects, and services in a fair and equitable way.
- Ensure sustainable funding for all Waterworks Districts and ensure efficient investments in capital assets, operations, and services.

- **Maintain Beneficial Uses of Los Angeles' Waterbodies**

- Prevent pollution such as trash, bacteria, and toxic metals from entering our rivers, lakes, and the ocean.
- Educate the public on proper environmental stewardship practices.
- Implement multi-benefit stormwater capture projects on a regional scale.

## STRATEGIES STATUS (THIRD QUARTER: JANUARY - MARCH 2024)

### Strategy: Improve Regional Water Supply Resiliency

1. Public Works continues to lead and coordinate efforts to establish a sustainable regional water supply through integrated water management as demonstrated by the following accomplishments:
  - After a three-year development period and extended public review, the Los Angeles County Water Plan (CWP) was unanimously adopted by the Board of Supervisors on December 5, 2023. Implementation planning is in progress with a Water Resiliency Summit being planned in late April 2024. The Summit intends to convene Local, Regional, and State water leaders to discuss pathways forward and to launch CWP Task Forces.
2. Public Works continues to lead the Safe, Clean Water (SCW) Program implementation. The SCW Program provides local, dedicated funding to increase water supply, improve water quality, enhance communities, and protect public health in Los Angeles County. Accomplishments include:
  - Steering Committees commenced the development of year 5 Stormwater Investment Plans, which involved assessing new proposals. Currently, Steering Committees are in the process of evaluating 20 new Infrastructure Program projects, 4 scientific studies, and 5 project concepts. In addition to these new proposals, Steering Committees are also reviewing ongoing projects and modified projects for potential inclusion in forthcoming Stormwater Investment Plans.
  - Starting in March, the Water Foundation initiated the development and administration of a grants program focused on public education and community engagement as part of the Safe, Clean Water Program.
3. Public Works continues to lead the internal County Working Group (Group) to develop and implement each annual expenditure plan and carry out MS4 Permit activities. Investment of Municipal Program (local return) funds from the SCW Program's Regional Programs funds continue to be used to design and develop new multi-benefit projects.

### Strategy: Flood Risk Reduction/Climate Response

1. Public Works continues to restore flood protection and water storage capacity in its reservoirs:
  - Continuing post-Bobcat Fire emergency projects at the Cogswell Reservoir to remove 2,000,000 cubic yards (cy) of sediment and the San Gabriel Reservoir to remove 4,900,000 cy. The project at the Cogswell Reservoir began in April 2021 and has removed 1,315,000 cy at a cost of \$134.2 million. The project at the San Gabriel Reservoir began in June 2021 and has removed over 1,270,000 cy of sediment at a cost of \$163.9 million. Both projects will resume construction in April 2024.
  - Continuing the Santa Anita Reservoir Post Fire Emergency Restoration Project to remove up to 600,000 cy of post-Bobcat Fire sediment from the reservoir. Construction started in March 2023 and 115,000 cubic yard of sediment was removed during the 2023 season. Construction will resume in April 2024 and is anticipated to be completed by December 2024.
2. Public Works continues to improve flood risk management at the dams by proactively rehabilitating and modernizing the dam's inlet/outlet works and other ancillary features. These efforts will maximize our facilities' useful service life and meet current and future operational and maintenance needs.
  - In June 2021, construction started on the Santa Anita Dam Emergency Access Road Stabilization Project to re-establish vehicle access to Santa Anita Dam for critical maintenance activities and to accommodate heavy equipment needed for debris and sediment removal. This quarter, work addressing impacts related to the Bobcat Fire emergency was finished. The project construction was completed in January 2024 for a cost of \$10.8 million.
  - In December 2023, construction started on the Morris Dam Access Road and San Gabriel Dam Outlet Channel Rehabilitation Project to construct access improvements and other essential maintenance repairs for safe and reliable access at Morris Dam, and reconstruct the outlet channel invert at San Gabriel Dam for resilient flood control operations. This quarter, reconstruction of the San Gabriel Dam outlet channel invert was completed,

and reconstruction of Morris Dam drainage gallery walkways was started. The project construction is expected to be completed by December 2024 for a cost of \$4.2 million.

- In February 2024, the Cogswell Dam Inlet – Outlet Project Phase 2 was advertised with an estimated construction contract cost of up to \$6.5 million. The project will rehabilitate the aging Outlet Valves 1, 2, and 3 and one sluice gate to extend their service life and ensure continued operation of the dam.
3. Public Works continues to update flood risk messaging for County unincorporated areas under the National Flood Insurance Program’s (NFIP) Community Rating System (CRC). Public Works has maintained the County’s NFIP CRC Class 6 status, which offers a 20 percent discount on unincorporated area residents’ flood insurance premiums. During this quarter, Public Works accomplished the following:
    - Continued updating the County’s Comprehensive Floodplain Management Plan/Program for Public Information/Repetitive Loss Area Analysis for unincorporated areas.
  4. Public Works continues to implement a Drainage Needs Assessment Program (DNAP) to identify, evaluate, and prioritize local drainage issues within the Flood Control District. Reported issues by municipalities and unincorporated communities are maintained in a database and evaluated once a year for potential future project development. The 2023 evaluations were completed in December 2023, and the selection(s) for potential future development(s) is expected to be finalized in May 2024.
  5. Online education efforts to increase community flood risk awareness are ongoing through the Water for LA website (<https://waterforla.lacounty.gov/>) and social media.

### **Strategy: County Waterworks Districts’ Water Supply Resiliency**

1. Increased the resilience of water supplies through continued partnerships with water agencies and identification of new water sources, reducing reliance on imported water.
  - Pursued partnership opportunities with the Antelope Valley-East Kern Water Agency (AVEK), WWD40’s water wholesaler, for resilience projects in the Antelope Valley. A draft letter of intent was prepared for AVEK and Public Works to initiate a grants coordination effort for the Antelope Valley Creeks Groundwater Recharge and South North Intertie Pipeline Phase II project, which would extend a critical pipeline and construct new groundwater production wells to improve water supply and reliability in the Antelope Valley.
2. Public Works continues to implement its Asset Management Program for all Waterworks Districts, which utilizes a Geographic Information System (GIS) to track and map infrastructure (including information on the age, type of materials, condition of infrastructure, etc.) to best manage the infrastructure to its full useful life and help inform the development of Capital Improvement Programs (CIPs) for each District.
3. Public Works continues implementation of its public education and outreach campaigns on water conservation and on reducing water waste, in addition to rebate and incentive programs.
4. Public Works continues to monitor the financial health in each Waterworks District to determine if the current rate structure supports recommended maintenance and operations of Waterworks infrastructure as well as supports implementation of CIPs. Based on an in-depth analysis conducted on the Waterworks Districts’ financial health, it was concluded that additional revenues will need to be secured in order to continue normal operations of the various Districts. A Cost of Service Analysis and Rate Study have been initiated and are anticipated to be completed by early 2025.



## Strategy: Maintain Beneficial Uses of Los Angeles' Waterbodies

1. Public Works continues to manage the Illicit Discharge Detection and Elimination Program. The Program, which includes the inspection of all storm drain systems and the review of flood permitted connections, aims to identify and eliminate flows that may contain pollutants from being discharged into the MS4 system and ultimately into beaches and the ocean.
2. Public Works continues to manage, operate, and maintain 21 Low Flow Diversions aimed at diverting urban and stormwater runoff from storm drains and outfalls into nearby sewer systems, preventing pollution such as trash and bacteria from being discharged into beaches and the ocean.
3. Public Works continues to implement regional, multi-benefit stormwater capture projects aimed at capturing the first flush stormwater and urban runoff for groundwater infiltration, for diversion to sewers for treatment, and/or for onsite treatment and re-use.
  - Nogales Park and associated stormwater capture components project, located in the unincorporated community of Walnut Park, was completed in December 2023.
  - Adventure Park Multi-Benefit Stormwater Capture Project, located in the unincorporated community of South Whittier, is scheduled to be completed in fall 2024.

# RESULTS-BASED ACCOUNTABILITY: SUMMARY

## Population Accountability

Population Outcome: All Los Angeles County residents have access to safe, clean, and reliable water resources.				
Population Indicators	Current Value	Current Reporting Period	Previous Value	Previous Reporting Period
Percentage of Los Angeles County's annual water demand met through local water supplies	45%	Q3 Jan-Mar 2024	45%	Q2 Oct-Dec 2023
Number of potable water quality violations for all water agencies	28	Q3 Jan-Mar 2024	48	Q2 Oct-Dec 2023
Number of flood damage incidents and lives lost due to flooding	6 incidents 0 lives lost	Q3 Jan-Mar 2024	0 incidents 0 lives lost	Q2 Oct-Dec 2023
Number of health advisory warnings and closures for lakes, rivers, and beaches annually in Los Angeles County	425 warnings 1 closures	Q3 Jan-Mar 2024	92 warnings 0 closures	Q2 Oct-Dec 2023

## Performance Accountability

Strategy 1: Improve Regional Water Supply Resiliency					
Performance Measures (January – March 2024)	Current Actual Value	Previous Value	Current Target Value	Current Trend	Baseline % Change
Stormwater capture capacity at Flood Control District-operated facilities for groundwater recharge	108,203 AF	108,085 AF	120,000AF	↑	0.11%
Volume increase in annual local water supply from projects	896 AF	896 AF	59,673 AF	→	0%
Number of approved Regional Safe Clean Water Program projects and their tributary areas	126 projects	126 projects	126 projects	→	0%
	265,000 acre tributary area	265,000 acre tributary area	265,000 acre tributary area	→	0%

Strategy 2: Flood Risk Reduction/Climate Response					
Performance Measures (January – March 2024)	Current Actual Value	Previous Value	Current Target Value	Current Trend	Baseline % Change
Amount of sediment removed from dams and debris basins <sup>1</sup>	1,428,279 CY	1,256,171 CY	1,600,000 CY/yr	↑	13.7%
Grant funds and partnership funds received by LACFCD <sup>2</sup>	\$18.1M	\$17.1M	\$10M	↑	5.8%
Number of impressions received on Water for LA website	37,810	33,342	36,500	↑	13.4%
Condition of flood control infrastructure (Grade A-F) by category	Dams B Levees C Channels & Storm Drain C- Debris Basins C+ Seawater Barriers C Spreading Grounds B- Pump Stations C-	Dams B Levees C Channels & Storm Drain C- Debris Basins C+ Seawater Barriers C Spreading Grounds B- Pump Stations C-	Dams A Levees A Channels & Storm Drain A Debris Basins A Seawater Barriers A Spreading Grounds A Pump Stations A	→	N/A

<sup>1</sup> This is a cumulative number over FY 23-24

<sup>2</sup> Target amount was changed to the correct amount of \$10M. The increase in the previous value amount is due to a \$12.5M grant received not previously reported.



### Strategy 3: County Waterworks Districts' Water Supply Resiliency

Performance Measures (January – March 2024))	Current Actual Value	Previous Value	Current Target Value	Current Trend	Baseline % Change
Average Waterworks District customer potable water usage per capita per day <sup>(1) (2) (4)</sup>	Kagel Canyon 109gpcd <sup>(3)</sup>	108gpcd	104gpcd	↑	1%
	Malibu 230fgpcd	228gpcd	229gpcd	↑	0.87%
	Val Verde 138gpcd	144gpcd	158gpcd	↓	4.2%
	Acton 325gpcd	312gpcd	301gpcd	↑	4.2%
	Antelope Valley 154gpcd	146gpcd	145gpcd	↑	5.5%
	Marina del Rey 104gpcd	106gpcd	81gpcd	↓	1.9%
Percentage of LACWD with redundant water supply sources <sup>(5)</sup>	Kagel Canyon 0% <sup>(7)</sup>	0%	100%	→	0%
	Malibu 100% <sup>(8)</sup>	0%	100%	↑	N/A%
	Val Verde 100% <sup>(9)</sup>	0%	100%	↑	N/A%
	Acton 60% <sup>(10)</sup>	33%	100%	↑	81.8%
	Antelope Valley 57% <sup>(11)</sup>	57%	100%	→	0%
	Marina del Rey 100% <sup>(12)</sup>	100%	100%	→	0%

### Strategy 3: County Waterworks Districts' Water Supply Resiliency

Percentage of watermain estimated to be at end of its design life in the next ten years <sup>(6)</sup>	Kagel Canyon 15%	15%	<5%	→	0%
	Malibu 30%	10%	<5%	↑	20%
	Val Verde <2%	<2%	<5%	→	100%
	Acton <1%	<1%	<5%	→	0%
	Antelope Valley 2%	2%	<5%	→	0%
	Marina del Rey <5%	<1%	<5%	↑	400%

<sup>1</sup> Updated GPCD values based on new population factors derived from 2020 census data in conjunction with GIS geoprocessing tools.

<sup>2</sup> Target Value is set as a 20% Reduction from 2020 Usage

<sup>3</sup> Residential gallons per capita per day is abbreviated as "gpcd"; Waterworks District is abbreviated as "D"

<sup>4</sup> Each Waterworks District is represented in the table as the community being served. They are as follows: Kagel Canyon or District 21 (D21), Malibu (D29), Val Verde (D36), Acton (D37), Antelope Valley (D40), and Marina Del Rey (MDR).

<sup>5</sup> Target Value is 100% redundancy for all districts by 2060

<sup>6</sup> Target Value is less than five percent of total inventory

<sup>7</sup> One interconnection exists with LADWP, resulting in 0% redundancy

<sup>8</sup> Nine interconnections including emergency; supply capacities estimated at 100% redundancy based on interconnection count.

<sup>9</sup> 100% redundancy rate based on redundant sources of supply

<sup>10</sup> In case of AVEK's interconnection outage supplying 100% demand to D37, estimated 60% redundancy due to well limitations

<sup>11</sup> In case of AVEK's interconnection outage supplying 100% demand to D40, estimated 57% redundancy due to well limitations

<sup>12</sup> Estimated 100% redundancy based on interconnection count

### Strategy 4: Maintain Beneficial Uses of Los Angeles' waterbodies<sup>1</sup>

Population Indicators (January – March 2024)	Current Actual Value	Previous Value	Current Target Value	Current Trend	Baseline % Change
Percentage of illicit discharges detected and eliminated	100%	98%	95%	↑	2.0%
Percentage of Low Flow Division (LFD) systems operating	90%	90%	85%	→	0%
Percentage of total target volume of first flush stormwater and urban runoff captured by completed multi-benefit projects <sup>1</sup>	57%	17%	100%	↑	235.3%

<sup>1</sup> Previous value for total target volume captured revised from what was reported in the last quarterly report due to corrections made to data set calculations.

## KEY TAKEAWAYS

### Strategy 1

- Increasing stormwater capture capacity at flood control facilities to 120,000 AF is a long-term goal (10-year). Implementation of a program to remove 15 million cubic yards (9,300 AF) of sediment from our reservoirs is currently underway to add capacity.
- A Roadmap to increase water conservation facilities was developed in 2023. Funding is being sought to plan, develop, and implement facility improvements identified in the roadmap to increase water conservation. Funding is being sought to implement projects identified in the roadmap, which include Santa Anita Debris Dam Seismic Strengthening (119AF additional storage) and Big Tujunga Dam Spillway Improvements (759 AF additional storage).

### Strategy 2

- Removal of sediment from dams and debris basins have an annual target of 1.6 million cubic yards per year.
- The condition of flood control infrastructure didn't change as this metric changes on timescale of years. This metric reflects the quality of numerous facilities and addressing the necessary improvements to raise these grades would require a significant financial investment over the same timeframe.
- The key drivers that increase the performance measure values for Improve Regional Water Supply Resiliency are the abilities to secure project funding and construct projects quickly. These two drivers have naturally longer timescales than a quarterly basis.



### Strategy 3

- Per Capita Water Usage is not expected to drastically change on a quarterly basis and is largely dependent on weather both in terms of temperature and amount of rainfall.

### Strategy 4

- Keeping Low Flow Diversions operating at a target value of 100% will require adequate maintenance staff to address any operational issues as they occur.
- Storm water capture volume targets for completed projects are based on an assumption of 10 (85th percentile) storms occurring during any given calendar year. Target values may not be fully reached due to the unpredictable nature of weather, as well as fluctuations in the accuracy or operation of the flow meters which measure the capture volumes.

# Transportation

*“Los Angeles County residents have access to state-of-the-art transportation infrastructure that is safe, resilient, sustainable, and equitable.”*



# 8.9%

of residents in Los Angeles County use alternate methods of mobility as their primary form of transportation to work.



## MAJOR PROGRAMS/SERVICES

The Transportation Core Service Area (CSA) promotes Transportation Safety and Countywide multimodal transportation opportunities, managing over 3,300 centerline miles of County roads, transportation infrastructure, programs, and services including:

### Vision Zero

In collaboration with Department of Public Health (Public Health) and with the support of other County departments, Public Works established an action plan to carry out the County's Vision Zero goal, an effort to eliminate traffic-related fatalities and severe injuries on unincorporated County roadways. This multifaceted initiative focuses on human mistakes and human vulnerability to guide infrastructure designs and other safety programs to continually strive toward zero traffic fatalities.

### Community Traffic Safety

There is a need to consider each community's individual needs when it comes to safety. Rather than addressing safety issues and concerns on a case-by-case basis, Community Plans must be developed to ensure the infrastructure is optimized for safety within the context of the entire community and with the community's full input.

The work to develop these plans is extensive and will require additional resources. However, this will result in safer communities where residents feel empowered to use all modes of transportation to its fullest. Pilot plans are being developed and the lessons learned from those plans will be used to develop a path forward in achieving Community Safety Plans for all the County's diverse unincorporated communities.

### Active Transportation & Healthy Communities

Public Health identified communities throughout the County with a need for improved health outcomes. In collaboration with other County departments, Public Works' Transportation CSA has a key role in helping to address this challenge through transportation programs and improvements that promote walking, bicycling, transit use, and safety. These active transportation programs increase the public's transportation choices, provide improved connections to transit hubs and destination centers, and improve health outcomes by promoting healthy lifestyles, reducing reliance on automobile travel, and reducing greenhouse gas emissions.

# \$275+ Million spent annually on street and road operation, maintenance, and safety programs

## Bicycles & Pedestrians

Public Works is responsible for the development and maintenance of the County's bikeway system and the implementation of the Los Angeles County Bicycle Master Plan adopted by the Board in 2012. The Master Plan is in the process of being updated to revise the list of bikeways to identify new potential bikeway locations and remove unsuitable locations; include design guidelines for all bikeway types on unincorporated roadways, including Class IV; and propose other bikeway infrastructure and improvements to support the County's goals related to transportation equity, safety, and sustainability.

The Agency is responsible for implementing transportation infrastructure in support of Step by Step Los Angeles County: Pedestrian plans for Unincorporated Communities. Improvements that support pedestrian activity such as high-visibility crosswalks, continuous sidewalks, and shade trees or structures are another component to promoting healthy communities.

## Public Transit

Public Works provides transit service to over 3.3 million riders annually including fixed route and paratransit (dial-a-ride) services in unincorporated areas to meet the needs of community residents, providing access and intermodal transportation mobility and connectivity.

During the summer season, Public Works provides transportation to the Hollywood Bowl, Ford Theatre, and Santa Monica Beach. Other activities include the operation and maintenance of park-and-ride lots and bus stop amenities. Transit services are primarily financed with the County's share of the Proposition A Local Return Program from Proposition A (1980), a local sales tax measure.

## Traffic Programs & Services

The County leads a multijurisdictional Traffic Signal Synchronization and Intelligent Transportation System effort, which has provided approximately \$275 million worth of improvements to nearly 70 agencies Countywide through Los Angeles County Metropolitan Transportation Authority's (Metro) Call for Projects biennial grant funding program. Future planned improvements are funded through Measure R Highway Subregional Program, the Measure M Multi-Year Subregional Program, and other local, State, and Federal grant funding.

Public Works also monitors and controls traffic signals Countywide from its state-of-the-art Traffic Management Center in Alhambra and manages additional traffic safety programs and services such as the following:

- County Lighting Maintenance Districts (Streetlights)
- Constituent requests regarding traffic safety, parking, and other traffic concerns
- Los Angeles County Highway Safety Commission
- Adult Crossing Guard Service for Elementary and Middle Schools

## Road Infrastructure

Public Works manages the County Transportation Improvement Program for road improvement projects and annual operations and maintenance efforts, funded primarily from gas tax funds, Proposition C, Measure R, and Measure M Local Return funds, Senate Bill 1 (SB 1) Road Maintenance and Rehabilitation Account funds, and Federal, State and regional grant programs. Projects include traffic safety and operational improvements, pavement rehabilitation, roadway drainage, active transportation, street lighting, green street, and beautification projects.

Road maintenance and operations staff operate out of field facilities located throughout the County and provide comprehensive maintenance activities and emergency response, including pavement patching and resurfacing; litter and debris removal; sidewalk, curb, and gutter repair; guardrail maintenance; snow removal; street sweeping; median landscape maintenance: street lighting; vegetation control; bike path maintenance; tree trimming and planting; traffic signing and striping; pavement marking; and, traffic signal operations and maintenance.

## Bridge Infrastructure

Public Works inspects and maintains 315 County-owned bridges and inspects 1,460 city-owned bridges under contract city services. Public Works is also responsible for safety inspections and evaluations of 1,277 highway bridges listed in the National Bridge Inventory within Los Angeles County and serves as the lead agency for the seismic retrofit of nonstate-owned bridges within Los Angeles County as part of the Statewide Seismic Safety Retrofit Program.



# 9

## Sub-regions/Councils of Government in the County (Arroyo Verdugo, Central Los Angeles, Gateway Cities, Las Virgenes/Malibu, North Los Angeles County, San Fernando Valley, San Gabriel Valley, South Bay Cities, and Westside Cities)

### Aviation

Public Works operates, maintains, and develops the five County-owned general aviation airports:

- Brackett Field Airport in La Verne (SD1)
- San Gabriel Valley Airport in El Monte (SD1)
- Compton/Woodley Airport in Compton (SD2)
- Whiteman Airport in Pacoima (SD3)
- General William J. Fox Airfield in Lancaster (SD5)

Altogether, the County-owned airports, which encompass 1,750 acres and nearly 6 miles of runway, are home to over 1,800 general aviation aircraft and over 55 privately-owned aviation businesses. These airports accommodate just over 400,000 aircraft takeoffs and landings each year. The airports are a critical component of the nation's integrated transportation system and play a vital role in regional and local area emergency response.

### KEY ISSUES/CHALLENGES

- **Safety**
  - It is critical that measures be taken to reduce transportation fatalities. The number of people killed and seriously injured is on the rise and programs such as Vision Zero are vital elements in bringing those numbers down.
- **Mobility**
  - Changes need to be made to our roadways to make them effective for all users. This will require innovation, robust planning, community input, and additional sources of funding.
- **Transportation Infrastructure State of Good Repair**
  - In order to achieve the vision of a transportation system that is safe, multimodal, and effective, the infrastructure must remain in good condition. This requires continual investment into preserving, rebuilding, and replacing infrastructure in a timely and efficient manner.
  - Innovation and efficiency are key to doing this with the limited funds that are available. However, with the shift towards electrification, the money available through the gas tax will continue to shrink. In addition, costs continue to escalate. Funding sources need to be identified to allow the infrastructure to not only stay in good condition, but to be further improved upon.

### STRATEGIES

- **Improve Street Safety**

The County's Vision Zero Action Plan highlights the County's effort to eliminate all traffic-related fatalities, a key measure of public safety. The actions noted below will improve roadway conditions and provide for safer means of transportation.

  - Ensure safe communities through implementation of the Vision Zero Action Plan and creation of Community Safety Plans.
  - Monitor the safety of the transportation network and deliver traffic safety projects and enhancements for all users.
- **Expand Transportation Choices**

A transportation system for the modern age requires the integration of multiple methods of transportation. Efforts to accomplish this require emphasis beyond the traditional to include not just improvements in public transit, but improved bicycle access and walkability.

  - Provide a holistic approach that incorporates various modes of transportation.
  - Improve, enhance, and maintain pavement, bridges, sidewalks, traffic control devices, street lighting, and roadway infrastructure in a state of good repair.
  - Implement sustainable transportation planning policies that promote transit use, reduce car dependency, and reduce greenhouse gas emissions.

## STRATEGIES STATUS (THIRD QUARTER: JANUARY – MARCH 2024)

### Strategy: Improve Street Safety

1. Continued developing projects along the Collision Concentration Corridors (CCC) identified in the Vision Zero Action Plan titled “Vision Zero Los Angeles County – A Plan for Safer Roadways, 2020 to 2025,” which was adopted by the Board on August 4, 2020.
2. Continued work on the design and scoping of traffic safety and complete street elements along City Terrace Drive, a Vision Zero CCC. Finalized grant agreement for award from the Metro ExpressLanes Net Toll Revenue Reinvestment Grant Program, to provide for final outreach, project planning and construction design, and construction for the City Terrace Drive improvements.
3. Continued to implement the Slow Streets Program and install Slow Street networks in collaboration with community sponsors. Installation and repair of temporary signs with “Slow Down” messaging occurred in the unincorporated communities of Altadena, Athens Village, East Los Angeles, Florence-Firestone, La Crescenta-Montrose, Lennox, San Gabriel, Rosewood, San Pasqual, South San Jose Hills, South Whittier, Westmont/West Athens, Willowbrook, Windsor Hills, and Wiseburn.

The Slow Streets Program was developed in response to the Coronavirus pandemic, and to support physical distancing and increase active recreation by providing traffic calming messaging. Information on the Slow Streets Program is available on the Vision Zero website, [www.VisionZeroLACounty.com](http://www.VisionZeroLACounty.com). With temporary signs installed at 961 locations (as of March 31, 2024), it is estimated that the Slow Streets Program has served nearly 66,000 unincorporated County residents.

4. Continued developing a grant agreement in collaboration with the Federal Highway Administration and submitted a revised supplemental budget form for a \$21.49 million funding award under the Safe Streets and Roads for All Federal Grant FY2022 program. The grant award will fund the Florence-Firestone for All project, which includes a series of traffic safety measures in the unincorporated County community of Florence-Firestone, including the County’s number one Vision Zero CCC – Firestone Boulevard.
5. Continued developing California Environmental Quality Act findings and a draft grant agreement in collaboration with the California Transportation Commission upon notification of a funding award under the Active Transportation Program. This grant award will fund quick-build traffic safety measures along Vision Zero CCCs in the unincorporated community of Lennox.
6. Continued developing a draft scope of work to obtain consultant services to identify traffic safety improvements in East Los Angeles along Vision Zero CCCs.
7. Finalized an agreement with Metro for a project that will enhance the safety along the Vision Zero CCCs located in El Camino Village.
8. Implemented various traffic safety enhancements along CCC’s including Gage Avenue, Hooper Avenue, Mills Avenue, Mines Boulevard, and Santa Fe Avenue.
9. Public Works is currently assessing the effectiveness of installations of quick-build infrastructure to combat street takeovers at the intersection Compton Boulevard and Lime Avenue in the unincorporated community of East Compton. Public Works has determined that the hardened centerline was effective at deterring street takeovers in the initial test case at the intersection. Additional locations were identified to implement this measure.
10. Continued to work with the Federal Highway Administration through the Federal Lands Access Program (FLAP) to finalize grant agreements for a project that will include a variety of safety improvements along 5.44 miles of Mount Baldy Road in the Angeles National Forest from the city of Claremont boundary to the San Bernardino County line. The total project cost is \$17.3 million with \$10 million being awarded to Public Works through a FLAP grant previously awarded.

11. Began efforts to update all the County's guidelines for recommending traffic safety enhancements, including pedestrian devices, traffic calming and other Vision Zero enhancements, and develop standard plans for the infrastructure.
12. Began developing a grant agreement for a \$3.95 million award from the Federal Highway Administration through the Safe Streets and Roads for All FY2023 grant program to support the development of a Rural Roadway Safety Plan for the Antelope Valley, demonstration projects in Willowbrook/West Rancho Dominguez, and a Vision Zero Action Plan update.
13. Awarded 2023 Federal earmarks for Traffic and Safety Mobility Improvements in Westmont and West Athens and the Santa Clarita Valley Corridor Infrastructure Project.
14. Continued to collaborate and coordinate with the Departments of Public Health, District Attorney, Public Defender, Supervisorial District 2, Chief Executive Office, Los Angeles County Sheriff's Department, California Highway Patrol, Civilian Oversight Commission, and street safety advocates, to plan a symposium on ending illegal street racing and takeovers, planned for May 18, 2024.

### **Strategy: Expand Transportation Choices**

1. Continued to work with the Castaic Town Council to complete improvements associated with the Interstate 5 (I-5) Emergency Mobility Action Plan to mitigate impacts from unpredictable closures of the freeway. A communications system and sensors will be installed at the intersections to enable Public Works to monitor traffic conditions and coordinate signal operations with the California Department of Transportation (Caltrans) and the city of Santa Clarita.
2. Continued development of the Rosemead Boulevard Complete Streets Project through collaboration with stakeholders. Public Works executed an agreement with Caltrans to develop a Project Initiation Document to implement a diverging diamond interchange along Rosemead Boulevard over State Route 60.
3. Completed construction of the interim complete streets project on Rosemead Boulevard. The project installed a separated and protected bike lane adjacent to Rosemead Boulevard, providing a connection for bicyclists and pedestrians to Whittier Narrows Legg Lake Recreation Area from the Rio Hondo and San Gabriel River bike paths. The project is identified as Project 5 on the Emerald Necklace Phase 1 Implementation Plan.
4. Continued efforts to implement various projects from the Emerald Necklace Phase 1 Implementation Plan, including a multiuse path connection from the existing San Jose Creek bike path with the Watershed Conservation Authority's new River Park located along the San Gabriel River (Emerald Necklace Projects 10 and 11) and the Quarry Clasp/Peck Park Trail Project (Emerald Necklace Project 4).
5. Continued to administer grant funds from Metro for 38 Traffic Signal Synchronization Projects (TSSP) and Intelligent Transportation System (ITS) projects either in design or procurement/construction phase. These projects will synchronize traffic signals on 35 major corridors involving approximately 840 intersections in the unincorporated County and the cities of Arcadia, Artesia, Baldwin Park, Bellflower, Carson, Cerritos, Claremont, Commerce, Compton, Covina, Downey, El Monte, El Segundo, Gardena, Glendale, Hawthorne, Industry, Inglewood, Irwindale, Lakewood, La Canada Flintridge, La Mirada, La Verne, Lawndale, Long Beach, Los Angeles, Lynwood, Manhattan Beach, Monrovia, Montebello, Pico Rivera, Pomona, Redondo Beach, Rosemead, San Dimas, Santa Fe Springs, South El Monte, South Gate, Temple City, Walnut, and Whittier. The total funding for these active TSSP/ITS projects is approximately \$129M.
6. Awarded two Reconnecting Communities Neighborhood grants (SR 60 Belvedere Park in East LA and the I-710 Humphreys Avenue Crossing: A Pedestrian, and Bicycle Crossing to Bridge the 710 Divide in East LA).

7. Sought additional grant funding for projects that expand transportation choices by submitting:
  - Three Surface Transportation Block Grant Program applications (San Gabriel River Bike Path Rehabilitation Project, San Jose Creek Regional Access, and the South Whittier Community Bikeway Access Improvements, Construction)
  - Two Congestion Mitigation and Air Quality Improvement Program grant applications (Willowbrook Shuttle Zero-Emissions Bus and Charging Infrastructure and the Sunshine Shuttle Zero-Emissions Bus and Charging Infrastructure)
  - Two Rebuilding American Infrastructure and Sustainability and Equity grants applications for projects along The Old Road in North County (with one grant application consisted of a planning study along The Old Road from Lake Hughes to the city of Los Angeles boundary, and another for implementation of active transportation components associated with The Old Road over Santa Clara River and Southern Pacific Transportation Company Bridge et al Phase 2.), and
  - One Affordable Housing and Sustainable Communities (AHSC) grant application (for a project located at 744 Kern Avenue that will incorporate sidewalk and bicycle facility improvements in East Los Angeles).
8. Continued to administer grant funds from Metro for design of the Gateway Cities Fiber Optic Communications and Closed-Circuit Television Camera (CCTV) Project which will install fiber optic communications and 13 CCTV cameras at key intersections in the Gateway Cities area. The project will establish fiber optic communication connections with the cities of Downey, Norwalk, Santa Fe Springs, and South Gate, enabling enhanced traffic coordination. Construction is expected to be completed in fall 2026.
9. Continued collaboration with Metro and the South Bay Cities Council of Governments to add the County-maintained signalized intersections onto the South Bay Fiber Network (SBFN). The SBFN is a dedicated fiber optic network connecting the South Bay cities, Public Works, and other public agencies. Upon connecting the County signals to the SBFN, Public Works will be able to receive real-time traffic data to support monitoring and management of the County's traffic signal systems in the South Bay. The SBFN will provide critical infrastructure to support agencies' "Smart City" applications, as well as accommodate broadband connectivity to residences and businesses.
10. Continued working with a consultant on a comprehensive update and expansion of the County's Bicycle Master Plan. The update will include revising the existing list of bikeways; proposing a new bikeway network, including Class IV bikeways; incorporating first/last mile improvements to connect bikeways to transit stations and bus stops; and developing policies and guidelines for shared bikeway infrastructure with micromobility devices.
11. Continued preparation of the solicitation documents to procure an e-bike library operator for the East Los Angeles Bike Share Demonstration Project, an electric bicycle loan program for residents who commit to meet usage requirements.
12. Continued to provide support to Public Health in the development of four community pedestrian plans in the unincorporated County communities of East Los Angeles, East Rancho Dominguez, Florence-Firestone, and Willowbrook/West Rancho Dominguez related to the implementation of improvements.
13. Continued development of several AHSC projects, including 3rd and Dangler and East LA Wellness Center in unincorporated East Los Angeles, Willowbrook II in unincorporated Willowbrook, Florence Neighborhood Mobility in unincorporated Florence-Firestone, and Vermont Manchester to improve walking, biking, and transit access near affordable housing and key destination locations.
14. Secured a consultant contract to develop alternatives along Workman Mill Road to implement bicycle lanes from unincorporated Avocado Heights and North Whittier to connect to Rio Hondo College and Puente Hills Landfill Park and connect to existing bike lanes in the city of Whittier.
15. Continued working on Active Transportation Program Cycle 6 projects, including Los Nietos Pedestrian Access Improvements, Walnut Park Pedestrian Plan Implementation, Rosewood/West Rancho Dominguez Vision Zero Traffic Safety Enhancement Project, Metro A Line Connections for Unincorporated Los Angeles County, Countywide Safe Routes to School Program, and Lennox Vision Zero Traffic Safety Enhancements.



16. Continued working on Measure M Multi-Year Subregional Program (MSP) projects, including Westmont/West Athens Pedestrian Improvements Phase 1, Westmont/West Athens Pedestrian Improvements Phase 2, Dominguez Channel Greenway and 30th Street West.
17. Continued working with partner agencies and Metro on Metro Active Transport (MAT) Program funded projects along Randolph Street, Redondo Beach Boulevard, Aviation/LAX Station, and Slauson Station to support walking, biking, and transit access and first/last mile routes.
18. Continued working with Metro on funding agreements for MAT and MSP projects for transportation improvements within the East Los Angeles Civic Center to support walking, biking, transit access and first/last mile routes.
19. Continued working on the Herbert Bridge Beautification Project to implement aesthetic and placemaking enhancements to the Herbert Ave Bridge in City Terrace.
20. Continued coordination with Department of Beaches & Harbors on the development of pedestrian and bike path improvements along the Ballona Creek jetty in Marina del Rey.
21. Continued construction of Vincent Community Bikeways Project. The project will implement 4.5 miles of new bikeways, including bike path, separated bike lane, and bike route segments in the Vincent community.
22. Continued coordination with Internal Services Department and Southern California Edison in the implementation of grant-funded curbside electric vehicle charging infrastructure in East Los Angeles.

## RESULTS-BASED ACCOUNTABILITY: SUMMARY

### Population Accountability

**Population Outcome:** Los Angeles County residents have access to state-of-the-art transportation infrastructure that is safe, resilient, sustainable, and equitable.

Population Indicators	Current Value	Current Reporting Period	Previous Value	Previous Reporting Period
Number of roadway fatalities in the County <sup>1</sup>	18	1/1/24 - 3/31/24	37	10/1/23 - 12/31/23
Percentage of County residents using alternate methods of mobility	8.9% <sup>2</sup>	1/1/24 - 3/31/24	8.9% <sup>2</sup>	10/1/23 - 12/31/23

<sup>1</sup> Value is based on Traffic Collision Report data that Public Works received from the California Highway Patrol (CHP) for unincorporated County roadways. Data set compiled from Los Angeles County Public Works' Collision Database, accessed 4/9/24.

<sup>2</sup> Value represents 2022 data obtained from the American Community Survey through the United States Census Bureau, which is populated on a calendar basis (January through December) for all of Los Angeles County (not just unincorporated communities). The 2023 data is not yet available since this was populated on 4/8/24.


## Performance Accountability

Strategy 1: Improve Street Safety					
Performance Measures (January – March 2024)	Current Actual Value	Previous Value	Current Target Value	Current Trend	Baseline % Change
Number of safety improvements implemented on Collision Concentration Corridors	211	178	160 (6/30/24)	↑	18.5%
Number of Vision Zero Infrastructure-related actions completed	20 of 63	20 of 63	25 of 63 (6/30/24)	→	0.0%
Number of Community Traffic Safety Plans completed in collaboration with stakeholders	1	1	10 (6/30/26)	→	0.0%

Strategy 2: Expand Transportation Choices					
Performance Measures (January – March 2024)	Current Actual Value	Previous Value	Current Target Value	Current Trend	Baseline % Change
Percentage of bikeway miles identified in the Bicycle Master Plan implemented	22.0%	21.6%	23.0% (6/30/24)	↑	1.9%
Percentage of shaded bus stops	31.0%	31.0%	33.0% (6/30/25)	→	0.0%
Percentage of streets that have appropriate trees with mature tree canopies	21.1%	21.1%	24.0% (6/30/26)	→	0.0%
Percentage of pavement in good or better condition	35.0%	33.2%	40.0% (6/30/28)	↑	5.4%

## KEY TAKEAWAYS

- All measurements continue to see neutral or positive gains, reflecting Transportation CSA's commitment to its priorities while remaining concurrently focused on state of good repair.
- Percentage of bikeway miles implemented increased 1.9% with the addition of 4.27 miles of bikeways.





# Environmental Services

*"People in Los Angeles County are thriving in a safe, clean, and sustainable environment."*







## MAJOR PROGRAMS/SERVICES

Public Works is the lead County agency responsible for advising the Board of Supervisors on waste management issues and manages numerous Countywide, regional, and unincorporated area programs that monitor, regulate, and manage the collection, treatment, and disposal of solid and hazardous waste.

Los Angeles County has the most complex solid-waste management system in the nation, comprised of 10 municipal solid waste landfills, 1 waste-to-energy facility, 9 inert-waste landfills, over 70 materials recovery, transfer/processing and organic waste management facilities, and over 100 permitted waste haulers.

Public Works also manages, operates, and maintains sewer infrastructure comprised of sewer lines, sewage pumps, and wastewater control treatment plants within the Consolidated Sewer Maintenance and the Marina Sewer Maintenance Districts, providing services to over 2 million people within the County unincorporated communities and 37 cities. The Environmental Services Core Service Area is also responsible for Public Works' fleet, which includes on- and off-road vehicles and equipment.

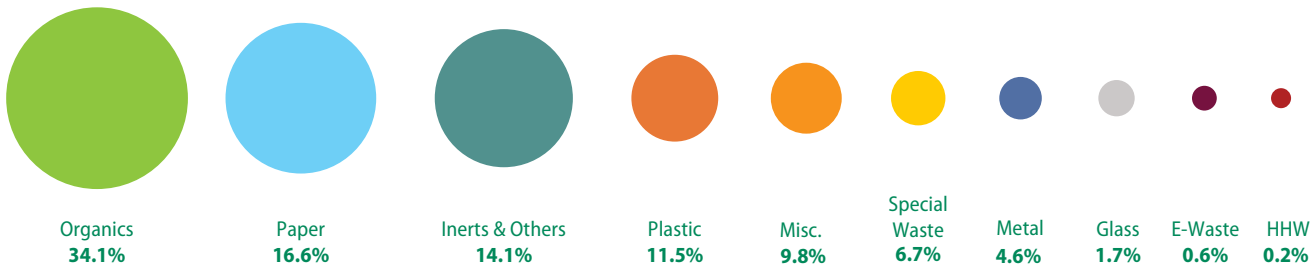
### Waste Collection and Disposal

Public Works provides trash collection and recycling services for approximately 1 million unincorporated area residents and nearly 20,000 businesses through comprehensive waste collection franchises and Garbage Disposal District systems. In the Antelope Valley and Acton/Agua Dulce, residential trash collection services are provided to approximately 100,000 residents through an open-market system. Each year, Los Angeles County unincorporated area residents and businesses generate nearly 2.7 million tons of solid waste; approximately 0.9 million tons of which are disposed at landfills.

### Waste Diversion Programs

On Sept. 13, 2022, the Board of Supervisors unanimously adopted the Los Angeles County Zero Waste Plan which is an update to the 2014 Roadmap to a Sustainable Waste Management Future. The Zero Waste Plan lays out a general framework for the strategies and initiatives that the County can implement to decrease reliance on landfills by maximizing the recovery of products, materials, and energy from waste that would otherwise be disposed. The Plan includes disposal reduction targets to achieve 95 percent waste diversion by 2045.

# Components of Waste Stream



Public Works manages numerous County unincorporated areas and Countywide solid waste reduction and recycling programs, a few of which include the Household Hazardous and Electronic Waste (HHW/E-Waste) Management, Environmental Education & School Outreach, Smart Gardening, Construction & Demolition Debris Recycling, and Food Donation Recovery and Outreach Program (Food DROP) Programs.

## Sewer Maintenance Infrastructure

The sewer infrastructure, maintained by Public Works, includes 4,630 miles of sanitary sewers, 157 pump stations, and 4 wastewater treatment plants.

Public Works' sewer maintenance staff has a goal to inspect 500 miles of sewer infrastructure each year via a Closed-Circuit Television (CCTV) program to improve system maintenance by early identification and repair of blocked/deteriorated sewer lines. The outcome of this inspection program is a reduction of overflow events and assurance of continuous uninterrupted sanitary sewer service.

## Public Works Fleet

The Public Works fleet includes more than 3,000 pieces of on- and off-road vehicles and equipment. To support the mission of preserving sustainable and safe communities, gasoline and diesel equipment will be replaced with cleaner burning alternative fuels and zero-emission vehicles.

## 2022 Waste Generation in Unincorporated County:

- Population: **1 million**
- Waste generation: **2.7 million tons**
- Equivalent to **14.8 pounds per person per day**

## 2022 Waste Disposal in Unincorporated County:

- **0.92 million tons** disposed in landfills
- Equivalent to **5 pounds per person per day**

# 6,199 tons

Household Hazardous Waste/E-Waste Collected FY 2022-2023

## 33,476 gallons

Used-motor oil collected at  
County used-motor oil permanent centers  
FY 2022-23

## 16.6 tons

Batteries collected at  
designated County Libraries  
FY 2022-23

### 2022 Solid Waste Quantities in Los Angeles County

Generation = Diversion + Disposal



Amount of trash generated

**31.7 million  
tons per year**



Amount of trash diverted

**20.6 million  
tons per year**



Amount of trash disposed

**11.1 million  
tons per year**

## KEY ISSUES/CHALLENGES

- The sustainable management of the 31.7 million tons of solid waste generated by residents and businesses per year is a major challenge, as well as ensuring adequate disposal capacity for the waste that cannot be recycled or otherwise diverted.
- Waste disposed at landfills is also a major source of greenhouse gases that contributes to climate change.
- Increasing regulations and the communities' demand for equitable, environmentally conscious, and economical solid waste management systems challenge our ability to meet customer expectations.
- China's National Sword Policy, which was announced in 2017 and took effect in 2018, has created challenges for California's recycling markets by restricting the import of recyclable materials such as low-grade plastics, unsorted mixed paper, and scrap metals.
- Los Angeles County has inadequate organic waste management infrastructure to comply with the organic waste landfill disposal reduction requirements of Senate Bill 1383 (SB 1383).
- Industrial waste discharges and the underground storage of hazardous materials, if not properly managed, can lead to surface and groundwater contamination, which impacts health and safety and the environment.
- Ensuring the sewer system is sustainable through risk-based condition assessment of the infrastructure reduces sanitary sewer overflows and provides reliable sewer services at an affordable cost.
- Aging infrastructure and varying regional management practices have reduced the effectiveness and reliability of the sewer infrastructure.
- Adopting policies and practices to reduce our carbon fuel footprint is key to support cleaner, healthier communities.



## STRATEGIES

- **Build Infrastructure to Support Organic Waste Diversion**
  - Utilize InfrastructureLA and the Solid Waste and Recycling Management Subcommittee (SWARM) to discuss regional issues related to infrastructure and engage local leaders to specifically discuss current challenges surrounding sustainable waste management in Los Angeles County.
  - Leverage and secure funding to develop the required organic waste processing infrastructure for jurisdictions to comply with the requirements of SB 1383.
  - Encourage, promote, and support the development of conversion technologies as alternatives to landfills and the establishment of a streamlined and coordinated County permitting process for these facilities in the surrounding region.
  - Prioritize recycling organic waste and developing new organic waste recycling infrastructure capacity to convert organic waste into valuable products such as renewable energy and fuels.
- **Prepare Communities to Manage Organic Waste**
  - Develop and implement a comprehensive communication plan with multimedia components and robust community engagement and outreach.
  - Establish strong partnerships with local officials and various community-based organizations.
  - Implement organic waste collection for all residents and businesses in all County unincorporated communities.
- **Keep Unincorporated County Communities Clean**
  - Implement Strategies and Initiatives in the County's Zero Waste Plan to decrease reliance on landfills and achieve zero waste by 2045.
  - Implement the new Commercial Franchise system to require organic waste recycling and other services to increase recycling in the commercial sector.
  - Expand Food DROP to assist more businesses in connecting with non-profits to distribute food to those in need.
  - Reduce illegal dumping in County unincorporated area roads, streets, and alleys through collection, education and outreach campaigns, and enforcement of illegal dumping violations.
  - Ensure the sanitary sewer collection system facilities are properly operated, maintained, and managed to reduce frequency and severity of sanitary sewer overflow events and their potential impacts on public health, safety, and the environment while meeting applicable regulations and laws.
  - Transition the Public Works Fleet to an all-electric fleet to reduce vehicle greenhouse gas emissions.

## STRATEGIES STATUS (THIRD QUARTER: JANUARY – MARCH 2024)

### Strategy: Build Infrastructure to Support Organic Waste Diversion

Environmental Services CSA is pursuing the following actions to advance the development of organic waste management infrastructure:

1. Develop a proposed anaerobic digestion (AD) facility at the Calabasas Landfill.
  - Currently in exclusive negotiations with the private developer.
  - Developed a proposal for establishing a Community Advisory Committee (CAC) to provide input and feedback on the proposed AD facility.
2. Identify locations to site new infrastructure and expand existing material processing facilities' ability to incorporate organic waste processing and conversion technologies.
  - Completed preliminary feasibility analysis of 13 closed landfill sites.
  - Identified three closed landfill sites for further analysis.
  - Finalized scope of work and began Countywide siting analysis.

### Strategy: Prepare Communities to Manage Organic Waste

Environmental Services CSA is advancing efforts to prepare communities to manage their organic waste through the following:

1. Implemented a strong, comprehensive organic waste communication plan.
  - Worked with consultant to implement a communication plan that includes strategies to educate residents and local officials, and support collaboration to manage organic waste in the region.
  - Attended 7 community outreach events to provide residents education and resources on sustainability programs, including organic waste management.
  - Hosted specific community engagement workshops and meetings to provide residents updates about their current waste hauling services, which include organic waste recycling.
  - Provided educational information and resources via FightFoodWasteLA.com, CleanLA.com, social media platforms, and print materials.
  - Launched a Google Ads Campaign to promote FightFoodWasteLA.com in August 2023 and attracted over 45,000 active users visiting the website by the end of March 2024. FightFoodWasteLA.com provides information and resources on food waste reduction and organic waste recycling to County residents and businesses.
2. Established and launched a survey to determine community awareness of and participation in organic waste management.
  - Continued to distributed surveys to gather customer satisfaction feedback on current waste and recycling services, including organic waste management.
3. Secure funding to help prepare communities to manage organic waste.
  - Applied for the CalRecycle SB 1383 Local Assistance Grant for 2024-26 and received funding in March 2024.

## Strategy: Keep Unincorporated County Communities Clean

Environmental Services CSA has taken the following actions to ensure Unincorporated County communities are kept clean, receive efficient and high-quality waste collection services while addressing the impacts of greenhouse gas emissions from organic waste and the Public Works fleet, and experience fewer sanitary sewer spills to maintain the health and safety of our customers and the environment:

### 1. Implement Strategies and Initiatives in the County's Zero Waste Plan.

- Continued implementing organic waste collection to include food waste recycling for residential and commercial customers.
  - Organic waste collection has been implemented for most residential customers in County unincorporated areas. New and revised waste collection contracts with organic waste are forthcoming.
  - Continued implementing Exclusive Commercial Franchise contracts that include default organic waste collection service.
  - Continued implementing the County's Single-Use Plastics Ordinance, including developing implementation guidelines and a waiver process. Conducted outreach to food facilities, including food trucks and farmer's markets.
- Ensure organic waste collection service is successfully implemented within all unincorporated communities
  - Continued the roll-out of organic waste containers, site visits, and outreach for all commercial customers.
  - All Residential Franchises areas now include organic waste collection services.
  - Taking necessary steps to develop a new waste collection system in North County.
- Expand the Food Donation and Recovery Outreach Program (Food DROP).
  - Continue to work with cities to update the food recovery agency list and edible food generator list in preparation for 2024 food recovery capacity assessment. Emailed 837 food recovery agencies throughout the County to obtain food recovery capacity information. Conducted capacity assessments at large edible food generating businesses in county unincorporated area via emails, phone calls and/or in person site visits.
  - Continue to communicate with cities to collaboratively develop a subregional food recovery plan that supports food recovery agencies who struggle to expand their food recovery capacity, especially in areas that have shortfalls. Completed two virtual presentations on edible food recovery updates in February (Los Angeles County capacity planning meeting and San Gabriel Valley Council of Governments quarterly meeting).
- Educate students through the Countywide Environmental Defenders Program (K-5th grade) with live in-person assembly presentations focusing on the Four Rs (Reduce, Reuse, Recycle, and Rethink), Household Hazardous Waste and Electronic Waste, Stormwater Pollution Prevention, Water Conservation, and organic waste.
- Educate teachers through the Countywide Generation Earth Program (6th-12th grade) on environmental service-learning projects they can implement at their school by offering teacher workshops focusing on source reduction including organic waste, stormwater pollution prevention and professional development.

### 2. Community Outreach and Education

- Public Works attends various community events to provide resources about programs available to all county residents to help properly manage and recycle material such as mattresses, tires, organic waste, and more.
- Public Works also attends and hosts community meetings to provide unincorporated residents with

information on their waste and recycling services as well as additional resources.

- A media campaign with the iHeart Media and the Dodgers Foundation helps promote recycling of beverage containers. The message is shared via radio spots, social media, and digital banners.

3. Reduce illegal dumping in County unincorporated areas roads, streets, and alleys.

- Continued removal of Illegally dumped waste by contracted waste haulers and Public Works maintenance crews.
- Continued outreach to promote proper disposal options and therefore prevent illegal dumping.
- Held annual community curbside cleanup events for convenient disposal of unlimited bulky items.
- Hosted collection events to provide residents with disposal options for items such as mattresses and tires.
- A media campaign with the iHeart Media and the Dodgers Foundation helps promote proper management of bulky items and reporting of illegal dumping. The message is shared via radio spots, digital banners, and billboards.

4. Provide residents with convenient, safe, and legal means to properly manage their HHW/E-Waste.

- Provide temporary and permanent collection events.
- Encourage source reduction, alternatives to HHW, and promote the HHW Reuse Centers.
- Increase outreach and education regarding other disposal options available for used motor oil and oil filters, sharps (e.g. needles and syringes), and household batteries.
- Continued to promote curbside collection of E-Waste and the mail-in program for sharps available to residents in county unincorporated communities.

5. Reduce frequency and severity of sanitary sewer overflow events.

- Issued Notices to Proceed (NTP) for repairs at San Dimas (1 NTP), Montebello (1 NTP), and Rancho Palos Verdes (2 NTPs).

6. Transition the Public Works Fleet to an all-electric fleet.

- Finalized the Zero Emission Vehicle Transition Plan on April 3, 2023.
- Submitted orders for 24 electric Ford F-150 Lightning trucks with an estimated delivery date of June 2024.



## RESULTS-BASED ACCOUNTABILITY: SUMMARY

### Population Accountability

Population Outcome: People in Los Angeles County are thriving in a safe, clean, and sustainable environment.				
Population Indicators	Current Value	Current Reporting Period	Previous Value	Previous Reporting Period
Tons of waste disposed in landfills	2,957,423	Apr-Jun 2023	2,787,364	Jan-Mar 2023
Reports of illegal dumping in LA County	1,872	Jan-Mar 2024	2,040	Oct - Dec 2023
Tons of greenhouse gas emissions in LA County	5.2 Million MTCO2E	July-Sept 2023	5.2 Million MTCO2E	Apr-Jun 2018
Number of health advisory warnings and closures for lakes, rivers, and beaches annually in Los Angeles County due to sewage spills	0	July-Sept 2023	0	Apr-Jun 2023

### Performance Accountability

Strategy 1: Build Infrastructure to Support Organic Waste Diversion					
Performance Measures (January – March 2024)	Current Actual Value	Previous Period	Current Target Value	Current Trend	Baseline % Change
Number of sites permitted*	2	2	3	→	0%
Facilities built/expanded	0	0	3	→	0%
Grants/funding secured	0	0	2	→	0%

\* Current Target Value is annual. Values recorded under current and previous values represent a running total.

### Strategy 2: Prepare Communities to Manage Organic Waste

Performance Measures (January – March 2024)	Current Actual Value	Previous Period	Current Target Value	Current Trend	Baseline % Change
Number of people engaged quarterly	191,101	128,774	350,000	↑	48.40%
Tons of organic waste collected quarterly	23,660*	27,312	54,528	↓	-13.37%

\* Tons of organic waste collected is a quarter behind. Data is October– December 2023

### Strategy 3: Keep Unincorporated County Communities Clean

Performance Measures (January – March 2024)	Current Actual Value	Previous Value	Current Target Value	Current Trend	Baseline % Change
County Unincorporated Area diversion rate	66%	66%	80%	→	0%
Tons of illegal dumping collected quarterly	3,800*	4,124	4,238	↓	7.86%
Number of customer complaints quarterly	3,626**	5,067	7,332	↓	28.44%
Customer experience rating	3.18	2.59	3.0	↑	22.78%
Tons of GHG emissions reduced annually for waste diversion	549,655	549,655	626,607	→	0.00%
Tons of GHG emissions reduced annually for Public Works' fleet	216***	282	3,790	↓	23.40%
Rate of sewer spills (per 100 miles maintained)	0.92	0.72	0	↑	27.78%

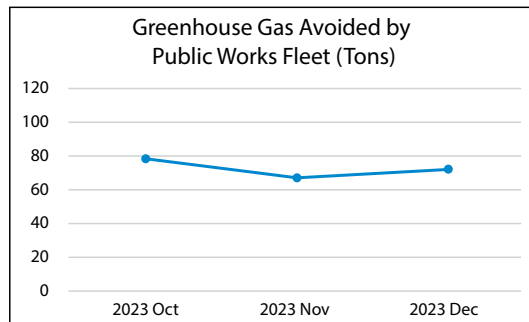
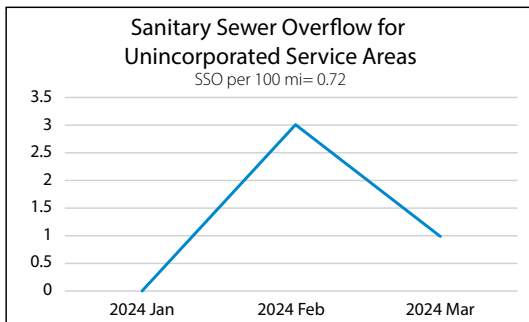
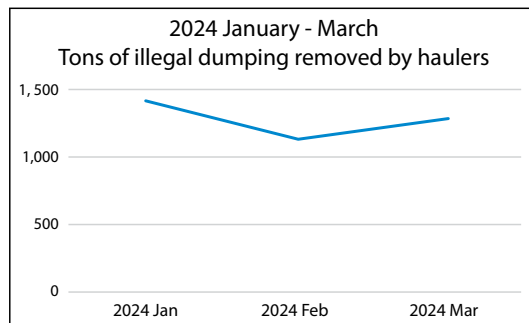
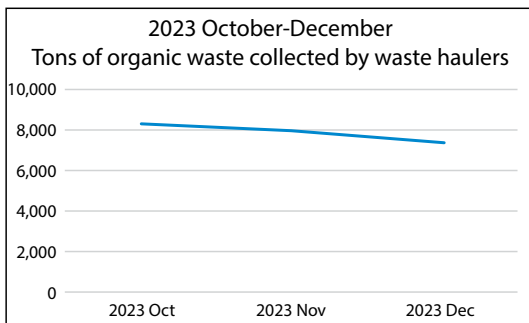
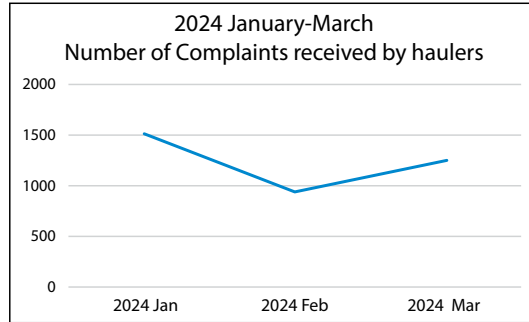
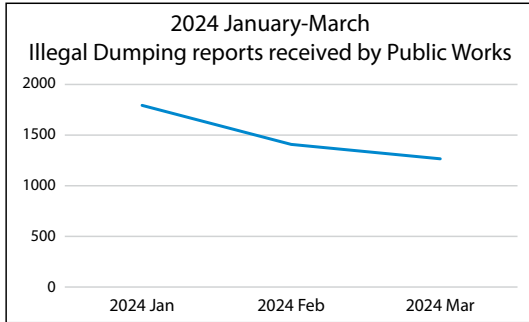
\* Illegal dumping tonnage includes actual data for January and February with a projection of 1,267 tons for March. The previous period was October and November with a projection of 1,378 tons for December.

\*\* Number of customer complaints includes actual data from January and February and a projection of 1,209 for March. The previous period was October and November, and a projection of 1,700 for December.

\*\*\* PW Fleet GHG emissions reduced is a quarter behind. Data is October - December 2023.

## KEY TAKEAWAYS

- The following charts represent a few of the Performance Measures trends for Strategies 2 and 3.



# Construction Management

*"Public Works is the Builder of Choice in Los Angeles County."*

Rancho Los Amigos Harriman Building





In FY 2023–24

**24** new or renovated County building projects completed, valued at nearly \$243 million, and within budget

**14** infrastructure projects completed, valued at \$75 million



## MAJOR PROGRAMS/SERVICES

### Capital Projects Programs

Public Works' Construction Management Core Service Area provides program/project management services for the County's Capital Projects Program. This includes the renovation of existing building facilities and the master planning, programming, and construction of new building facilities for many County departments, including Animal Care and Control, Beaches and Harbors, Chief Executive Office, Child Support Services, District Attorney, Fire, Health Services, Mental Health, Parks and Recreation, Probation, Public Health, Public Libraries, and Sheriff.

Currently, Public Works manages approximately 280 active projects with a total project value of nearly \$3.6 billion.

### Infrastructure Program

Construction Management also manages Public Works' annual Infrastructure Program. It provides internal service to Public Works divisions by providing a complete menu of professional project management and construction management services for a wide variety of infrastructure projects, each with unique requirements, schedule constraints, and impacts on the surrounding communities. These services are delivered at the highest level at the most affordable cost by delivering the individual projects in strict accordance with legal, community, and design requirements; providing for the general safety of the public and County staff; and by employing best practices from both the construction and project management industries.

As Public Works continues to become even more innovative and cost-efficient for its internal customers and the public, it is implementing the optimal model for an outcome based, 21st Century, and integrated infrastructure project delivery system that optimizes process; is customer-oriented; efficient; effective; and innovative through the creation of a third Project Management Division.

The result will allow the current best practices of both infrastructure and capital project delivery methods to merge strengthening the overall delivery.

Currently, Public Works manages 280 active infrastructure projects with a value of over \$2.3 billion.



Mulholland Bridge

## The County's Homeless Initiative

The Homeless Initiative is designed to generate a coordinated set of County Strategies to reduce homelessness through an intensive, inclusive planning process in six areas: prevention of homelessness, subsidized housing, increased income, case management and support services, creation of a coordinated system, and an increase in affordable housing.

As part of the Homeless Initiative Strategies, Public Works has completed construction of three Restorative Care Village (RCV) projects at the Los Angeles General Medical Center (formerly LAC+USC Medical Center) in Los Angeles, Rancho Los Amigos National Rehabilitation Center in Downey, Olive View Medical Center in Sylmar, and the Behavioral Health Center at the Martin Luther King, Jr. Medical Center. Together, these projects provide a total of 434 transitional housing beds to assist patients with medical, mental health, and substance use disorders. Public Works has started contractor solicitation for subsequent phases of the RCV at Los Angeles General Medical Center, which will provide 32 residential withdrawal management beds and 96 subacute mental health beds. A feasibility study is underway to construct RCV at the Harbor-UCLA Medical Center. The study is scheduled to be completed in mid-2024, and the project is expected to include an additional 64 transitional beds.

Relative to the Los Angeles County Shelter Crisis Declaration, Public Works, in association with the Board of Supervisors and Chief Executive Office, is also embarking on fast tracking projects to create new homeless shelters and safe parking sites throughout the County. From 2019 to 2020, 5 interim housing projects were completed to house up to 240 residents. In response to the COVID-19 pandemic, the Hilda L. Solis Interim Housing Project was completed in six months and began operations in April 2021 providing housing for 232 residents on a four-acre site with each bedroom unit having its own private bathroom and kitchenette. At Rancho Los Amigos National Rehabilitation Center, buildings 601 and 602 have been repurposed to provide 78 beds for interim housing. The Glenchur Building Interim Housing Expansion at the Old High Desert Hospital has provided 48 beds for winter of 2023 and will provide up to 22 additional beds by summer of 2024. Additional interim projects in progress can provide up to 800 additional new beds and safe parking for up to 100 vehicles and recreational vehicles. Public Works also continues to support the Chief Executive Office with jurisdictional approval assistance and design and construction monitoring for Project Homekeys 1.0, 2.0, and 3.0, where the California Department of Housing and Community Development has funded County partnerships with local nonprofit organizations to acquire and convert motels into interim housing and permanent supportive housing for Los Angeles County residents experiencing homelessness. Project Homekey has delivered nearly 600 units to date, with another 1,475 units currently in development.

**560**  
total active projects  
with a project value  
of approximately  
**\$5.9 billion**



## KEY ISSUES/CHALLENGES

- **Project Management Delivery**  
Keeping in-line with project control technology and trends allows Public Works to foster a competitive edge and collaborate more efficiently with the private industry. Utilizing technology and project delivery methods that are on-par with our contractors helps to improve process efficiencies, resulting in lower costs, time savings, and improvement in customer and stakeholder satisfaction demands.
- **Addressing Broad Scope of Client Needs**  
All County departments provide specific services and have unique needs while each Supervisorial District has different priorities that best serve their constituents. Public Works must be able to proactively respond and quickly adapt to changing customer demands.
- **Aging Buildings and Infrastructure**
  - Ensuring processes are in place to allow Public Works to carry out the evaluation and repair or replacement of buildings and infrastructure that have outlived their useful lifespan.
  - Ensuring sufficient staff and resources are available to carry out projects funded through the recently approved Federal and State legislative bills.

## STRATEGIES

- **Improve Organizational Effectiveness**
  - Prioritize streamlining processes and implementing organizational improvements to ensure that projects are delivered within scope, schedule and budget.
  - Implementing a new Program Management Control System will play a major role in process improvements.
- **Improve Client Relations**
  - Enhance customers' understanding of the infrastructure development process and the roles and responsibilities of other stakeholders, including the part of the customer.
  - Develop project delivery playbooks and capital project delivery road maps for both vertical and horizontal infrastructure projects.

## STRATEGIES STATUS (THIRD QUARTER: JANUARY–MARCH 2024)

### Strategy: Improve Organizational Effectiveness

1. Based on Public Works' review of its current project delivery approaches, a Project Controls Group was formed to provide support to infrastructure projects by providing cutting-edge project scheduling, information gathering, tracking, and reporting. This quarter, the group focused on improving portfolio data accuracy and reporting available for different Enterprise users.
2. Public Works is working with an on-call consultant to revise the Request for Proposal for the new Project Management Information System (PMIS), previously known as the Program Management Control System (PMCS), which includes more detailed and explicit requirements for the County's business. The project's name changed from PMCS to PMIS to better align with the industry standard for the type of software product the County will be soliciting. Working meetings with the core project team and on-call consultant are ongoing. The PMIS is to provide an integrated program and project management function for the Construction Management Branch.
3. Public Works has deployed an outcome based integrated infrastructure project delivery model that has standardized processes, procedures, tools, and technologies. This system, when fully stabilized, will optimize processes, be customer-oriented, and be more efficient, effective, and innovative. This quarter, implementation of the delivery model continued as the model was deployed to all infrastructure projects within the Enterprise portfolio.

### Strategy: Improve Client Relations

1. Public Works collaborated with the Internal Services Department and the Los Angeles County Development Authority on a Project Delivery Playbook that outlines the types of projects and services each can provide to other County departments. The initial playbook was completed in June 2023 and was reviewed by the Chief Executive Office. Next steps include updating the draft to incorporate comments in spring 2024 and briefing the departments and Board offices.
2. Public Works is creating a Capital Project Delivery Roadmap, which will outline the various phases in the implementation of County Capital Projects and roles and responsibilities. A draft of the roadmap was completed in June 2023 with input by the Chief Executive Office. Public Works will continue to finalize the draft and share it with the Board offices and the various tenant departments for whom Public Works delivers projects.
3. Public Works has developed a Customer Experience Survey and is finalizing a plan for implementation.



# RESULTS-BASED ACCOUNTABILITY: SUMMARY

## Population Accountability

Population Outcome: Public Works is the Builder of Choice in Los Angeles County.				
Population Indicators	Current Value	Current Reporting Period	Previous Value	Previous Reporting Period
Percentage of vertical infrastructure projects delivered within scope, as expressed by: A) Percent of change orders executed on new construction projects within 10%	0% (0 of 0)	1/1/24 – 3/31/24	0% (0 of 1)	10/1/23 - 12/31/23
Percentage of vertical infrastructure projects delivered within scope, as expressed by: B) Percent of change orders executed on renovation/refurbishment projects within 15%	100% (4 of 4)	1/1/24 – 3/31/24	100% (9 of 9)	10/1/23 - 12/31/23
Percentage of vertical infrastructure projects delivered within schedule	75% (3 of 4)	1/1/24 – 3/31/24	90% (9 of 10)	10/1/23 - 12/31/23
Percentage of vertical infrastructure projects delivered within budget	100% (4 of 4)	1/1/24 – 3/31/24	100% (10 of 10)	10/1/23 - 12/31/23

## Performance Accountability

Strategy 1: Improve Organizational Effectiveness					
Performance Measures (January – March 2024)	Current Value	Previous Value	Current Target Value	Current Trend	Baseline % Change
Percentage of vertical infrastructure projects completed within initial Board approved budget	100% (4 of 4)	100% (10 of 10)	90%	→	0%
Percentage of vertical infrastructure projects completed within initial Board approved schedule	75% (3 of 4)	90% (9 of 10)	90%	↓	16.7%
Percentage of projects with soft cost below 30% *	75% (3 of 4)	30% (3 of 10)	80%	↑	150%
Percentage of projects with bids/proposals within 10% of final cost estimates	50% (1 of 2)	37.5% (3 of 8)	80%	↑	33.3%

\* Please refer to Key Takeaways below

### Strategy 2: Improve Client Relations

Performance Measures (January - March 2024)	Current Value	Previous Value	Current Target Value	Current Trend	Baseline % Change
Percentage of Customer satisfaction rating above "Good" *	N/A	N/A	90%	→	0%

\* Please refer to Key Takeaways below

## KEY TAKEAWAYS

- Overall, baseline data shows that our Core Service Area is excelling in some areas while other areas have opportunities for improvement.
- Soft cost data for infrastructure projects is still being refined and going through quality assurance review to ensure that data related to Transportation and Water projects is accurate. Baseline data reflected this quarter is for vertical infrastructure projects only, and the one project that is not within 30% is a small project under \$250,000.
- The Customer Experience Survey is in the final stages of departmental delivery.





# Public Contracting and Asset Management

*"Public Works is a center of excellence for modern infrastructure design, technical services, asset management, and contracting."*







## MAJOR PROGRAMS/SERVICES

The Public Contracting and Asset Management (PCAM) Branch is a Public Works Support Service Area that focuses on internal, specialized service delivery.

PCAM's core functions assist Public Works with designing sustainable infrastructure projects; managing assets that promote the equitable and transparent delivery of services and information to the public; and providing contracting services that effectively meet the needs of all Public Works Core Service Areas.

PCAM also ensures that Public Works adheres to the directives of the Board of Supervisors by upholding responsible and equitable contracting practices, while also supporting regional economic development through targeted business outreach and job creation.

### Cultivate Technical Expertise

Public Works focuses on maintaining a skilled and technical workforce capable of developing resilient and sustainable infrastructure, and providing essential services that meet the needs of all Los Angeles County communities.

PCAM's ability to cultivate technical skills in engineering, geology, landscaping, surveying, professional trades, real estate, mapping, and contracting are necessary for the Agency to maintain and enhance its core internal support system, to ensure public trust, customer satisfaction, and optimal delivery of infrastructure projects and services. As such, the Agency is committed to providing the education, training, and technology required to advance as an industry leader for technical services.



### Asset Management

Public Works administers real property management services for the County; supports land development and land rights activities; maintains 269 County-owned facilities; and provides specialized trades services for buildings, dams, pump stations, and other flood control and water conservation infrastructure throughout Los Angeles County.

In addition, the Agency is responsible for enhancing public safety and the quality of life for the people of Los Angeles County by providing state-of-the-art traffic operations and maintenance services, including traffic signals, streetlights, and pavement preservation.

### County Contracting Services

Public Works manages a comprehensive, full-service contracts operation to meet service and construction-related contracting needs throughout the County. The Agency also develops and manages multiple contract-related programs designed to promote equitable opportunities for economic development, job creation, and engagement with local communities and businesses.

### 3rd Quarter FY 23-24

(All Districts)

#### Contracts Awarded:



Over

**\$295M**

Nearly

**\$68M**

To Small Businesses

---

#### Jobs Created:

**3,658**

---

Public Works maintains

**269**

County-owned facilities. This quarter, technical and trades staff completed over 580 work orders for maintenance, repairs, and special projects.



## KEY ISSUES/CHALLENGES

- Providing ongoing training and education opportunities to the large and diverse Public Works technical staff.
- Recruiting and retaining licensed professional surveyors due to the statewide shortage.
- Competition with other departments and agencies to retain trained staff.
- Managing 269 County-owned facilities and other assets that require ongoing maintenance and preservation, while addressing emerging issues related to climate change.
- The Board of Supervisors mandates initiatives to advance equity in County contracting, support local small businesses, and promote regional job creation that are continuously compounding and evolving.

## STRATEGIES

- **Expertise/Talent and Skill Development**
  - Provide specialized technical services and strive to cultivate a highly skilled workforce to support projects and services for Los Angeles County residents and businesses.
  - Support and/or offer certification, education, licensing, and training programs to technical staff.
- **Optimized Asset Management**
  - Maintain optimum functionality at Public Works Headquarters campus and field facilities, which are critical to the delivery of services and projects throughout Los Angeles County.
  - Develop plans and programs to reinvest in Public Works facilities to improve service delivery and increase preventative maintenance projects that support the sustainability of assets and contributes to financial health.
- **Equitable County Contracting Practices**
  - Commit to the implementation of practices and Board priorities that increase equitable opportunities in the region, while fulfilling all contracting needs for Public Works projects and services.
  - Successfully implement County programs that create opportunities for local businesses and the community workforce, while efficiently meeting all contracting needs.

## STRATEGIES STATUS (THIRD QUARTER: JANUARY–MARCH 2024)

### Strategy: Expertise/Talent and Skill Development

1. Public Works is actively engaging in cross-functional training to fill knowledge gaps and enhance staff's understanding of project planning and infrastructure delivery processes.
2. During this performance period, technical staff engaged in more than nine specialized training sessions focusing on accessibility, infrastructure design, and sustainability. With a heightened interest in bridge safety and resiliency, staff attended bridge inspection training to increase knowledge about structure integrity.
3. The Agency is exploring options to enhance recruitment efforts targeting candidates with specialized technical training and to build capacity in skilled trades positions. For example, this quarter, we attended a weeklong recruitment event at five local high schools to provide information on specialized technical and trades career opportunities. The event was well attended and garnered positive feedback.
4. The Agency is also actively addressing the national shortage in land surveyors by offering specialized training to survey series employees to enhance their skills and obtain/retain professional licenses. This reporting period we provided opportunities for over 100 such employees to enhance their technical skills through various classes, resulting in nearly 1,000 instructional hours.

### Strategy: Optimized Asset Management

1. Public Works remains committed to prioritizing the accessibility and functionality of our facilities. This quarter, we successfully completed four projects encompassing upgrades and maintenance at our headquarters campus, one field facility that serves the public, and the Big Tujunga Dam.
2. The Agency continues to enhance its management of traffic control assets by engaging in regular meetings and interactions with contract cities to exchange best practices in maintenance and operations. During this performance period, Public Works met with the cities of Glendora, Industry, Palmdale, and San Gabriel, focusing on enhancing customer service, monitoring maintenance activities, and ensuring prompt responsiveness.

### Strategy: Equitable County Contracting Practices

1. In alignment with the Anti-Racism, Diversity, and Inclusion Initiative's Economic Resiliency Equity Action Plan, Public Works is implementing new data collection practices for businesses that access contract solicitation documents via our online portal. These practices will enhance our ability to identify businesses that have not successfully participated in contract solicitations and to develop additional opportunities for more equitable access.
2. The Agency has also collaborated with the Department of Economic Opportunity to develop the framework for a pilot program that utilizes the State's small business certification criteria to increase the chances of small businesses participating in our construction contracts.
3. The Agency actively participated in five business outreach and development events, in alignment with our commitment to creating equitable contracting opportunities for underutilized businesses. These events reached nearly 800 attendees, provided information and resources on how to do business with Public Works, and took place in partnership with various agencies, including Board offices, the Department of Economic Opportunity, the Internal Services Department, LA Metro, City of Los Angeles Department of Public Works, and the San Pedro Chamber of Commerce.



# RESULTS-BASED ACCOUNTABILITY: SUMMARY

## Population Accountability

Population Outcome: Public Works is a center of excellence for modern infrastructure design, technical services, asset management, and contracting.				
Population Indicators	Current Value	Current Reporting Period	Previous Value	Previous Reporting Period
Percentage of technical staff who have enhanced their expertise above the minimum requirements for their position	65%	January-March 2024	53%	October-December 2023
Percentage of construction contracts that meet or exceed hiring goals	75%	January-March 2024	79%	October-December 2023
Number of annual award-winning infrastructure projects	1	FY 2023-24	6	FY 2022-23

## Performance Accountability

Strategy 1: Expertise/Talent and Skill Development					
Performance Measures (January - March 2024)	Current Actual Value	Previous Value	Current Target Value	Current Trend	Baseline % Change
Percentage of technical staff with professional licenses and certifications	78%	77%	100%	↑	1%
Number of employees that completed educational and training opportunities	188	172	180	↑	9%

Strategy 2: Optimized Asset Management					
Performance Measures (January - March 2024)	Current Actual Value	Previous Value	Current Target Value	Current Trend	Baseline % Change
Percentage of facility upgrade projects completed	18%	11%	25%	↑	64%
Percentage of preventative maintenance work completed	75%	93%	100%	↓	19%

### Strategy 3: Equitable County Contracting Practices

Performance Measures (January - March 2024)	Current Actual Value	Previous Value	Current Target Value	Current Trend	Baseline % Change
Percentage of compliance to mandatory and best effort targets for Board mandated programs that promote equity	81%	76%	100%	↑	7%
Percentage of requested contract solicitations and renewals completed by the client Division's deadline	100%	100%	100%	→	0%
Number of business outreach events hosted or actively participated in by directly educating and encouraging businesses (especially small and historically underutilized businesses) to contract with LA County	5	4	3	↑	25%

## KEY TAKEAWAYS

- Almost all performance measures are indicating a gradual upward trend, suggesting a steady improvement in the effectiveness of the strategies.
- The performance measure for business outreach events continues to increase and although the events reached a significant number of participants, it is important to note that advertisements for these events were disseminated to over 35,000 people/businesses who have expressed interest in County contracting. This visibility establishes Public Works as a valuable resource for businesses and an advocate for regional economic development.





# Municipal Services

*"Creating vibrant communities that are safe and resilient in unincorporated Los Angeles County."*





**2,400** Subdivision improvement plans reviewed annually

**16,185** building permits valued at \$2.4 billion issued annually



## MAJOR PROGRAMS/SERVICES

Public Works' Municipal Services Core Service Area (CSA) is responsible for the development of safe, sustainable, and resilient communities. As such, the CSA provides programs and services that enable sustainable and resilient developments, environmental protection, social equity, quality of life, and economic development within Los Angeles County. Services provided include efficient project entitlement, permitting, and inspection of residential, industrial, and commercial developments; code enforcement and property rehabilitation programs; graffiti abatement services; initiatives to bridge the digital divide; and administration of the Office of Oil and Gas.

Municipal Services CSA also enhances housing and community development by advancing affordable housing for low-income communities and persons experiencing homelessness. Additionally, Municipal Services CSA safeguards Los Angeles County communities by preparing for and responding to daily incidents; supporting County emergency operations during major emergencies and disasters; and collaborating with first responders, such as Sheriff, Fire, and Office of Emergency Management, to provide outreach on emergency preparedness and community resiliency.

### Land Development

Public Works, in partnership with the Department of Regional Planning, provides streamlined land development services on California Environmental Quality Act document reviews, entitlements, permitting, inspection services, and permit approvals for customers. This is made possible with the online enterprise plan checking system – EPIC-LA. Each year, approximately 2,400 subdivision-related plan reviews are performed, and 290 new subdivision maps are recorded. During the third quarter of Fiscal Year 2023-24, 586 subdivision-related plan reviews were performed and 18 new subdivision maps were recorded. In addition, Public Works provides land development and County Surveyor services for 42 cities through contract city services.

## Permits and Inspection

Public Works is also responsible for the enforcement of building regulations for public and private buildings and operates at ten regional permit offices providing building permit and inspection services. An estimated 16,185 building permits with a valuation of \$2.4 billion are issued annually and made available online via Public Works' interactive "Building Permit Viewer" website. At the end of the third quarter of Fiscal Year 2023-24, there were 3,403 building permits issued with a valuation of approximately \$434 million. This third quarter data shows a continuing productive trend with building permit applications within unincorporated County increasing 44 percent overall, compared to the same quarter of Fiscal Year 2018-19 pre-pandemic levels.

This significant increase indicates the continuing strong construction market. Of the permits issued during the third quarter of Fiscal Year 2023-24, there were 1,109 solar permits issued, which yields an estimated yearly energy production of 12,999,249 kWh. This amount of solar energy is roughly the equivalent of 1,985 passenger vehicles removed from the road per year. In addition to online permit services, Public Works provides building official services for 12 cities through contract city services.

Public Works is also responsible for providing permit and inspection services for general construction, transportation, filming, and other activities within unincorporated County public rights-of-way and other activities affecting Los Angeles County Flood Control District facilities and right of way, including underground confined space inspection services for storm drain facilities. Public Works also provides permit and inspection services in city public rights-of-way for three contract cities and transportation permit issuance for 21 contract cities. Approximately 5,132 road/flood encroachment and transportation permits were processed and over 8,951 inspections were performed based upon the data collected at the end of the third quarter of Fiscal Year 2023-24. As part of Public Works' commitment to allow outdoor dining in public rights-of-way, amendments to Title 16 were approved in February 2024 to streamline the permitting process.

## Homelessness and Housing

Public Works is dedicated to ensuring safe and sustainable communities for all. This is achieved in many ways, including collaboration on interim housing projects for persons experiencing homelessness (PEH), the inspection and assessment of shelters and interim housing during emergencies or severe weather events, and for projects such as Project RoomKey, which is focused on the most

vulnerable populations and PEH. Public Works also provides project management services on interim and permanent supportive housing projects for PEH, such as Project HomeKey, and expediting the process for affordable housing, and the granting of certificates of occupancy. At the end of the third quarter of Fiscal Year 2023-24, there were 1,871 residential building permits finalized which enabled housing occupancy.

## County Garage Conversion Accessory Dwelling Unit Program

Adaptive reuse is a concept used as early as the 1970's for the process of repurposing existing buildings to encourage sustainable development through conversion while minimizing reconstruction and demolition waste. In response to the Board of Supervisors' (Board) Emergency Declaration to alleviate the housing crisis, Public Works is currently promoting adaptive reuse of existing garages into new accessory dwelling units through an expedited permit processing using standardized sheets, pre-construction meetings, and construction guide. During the third quarter of Fiscal Year 2023-24, there were approximately 86 garage conversion submittals received for permitting.

## Express Permits

To further assist constituents needing simple permits where the project will not require a plan review, Public Works has created a series of online express permits for the categories of Mechanical, Electrical, Plumbing, Sewer, and Solar. This process allows hundreds of applicants to instantly receive permits 24/7, once the fees are paid, while ensuring the proposed work is inspected to ensure building code compliance.

## Code Enforcement and Property Rehabilitation Program

Public Works performs code enforcement activities related to property maintenance to improve public safety and quality of life in unincorporated communities. Program staff respond to complaints and investigate and resolve public nuisance, unsightly property conditions, or unpermitted construction issues within a community. Based upon data collected at the end of the third quarter of Fiscal Year 2023-24, there were 99 new code enforcement cases, 108 new property rehabilitation cases, and 135 Nuisance Abatement Team (NAT) cases.

The Nuisance Abatement Team cases typically include County regulation violations enforced by the Departments of Regional Planning, Health Services, Fire, and Animal Care & Control and require the assistance of a multiagency Task

Building and Safety services to

**12 Cities**

**8** million square feet of graffiti removed per year by Public Works.

Land Development services to

**42 Cities**

Force, including County law enforcement and the District Attorney's Office for enforcement actions. In addition, Public Works performs code enforcement activities related to public rights-of-way, on a complaint basis, to investigate and resolve unpermitted encroachments. Public Works also investigates illicit/undocumented connections to Flood Control District facilities for resolution and proper documentation.

### **Graffiti Abatement**

Public Works administers the County's Graffiti Abatement Program, which is tasked with the removal of graffiti in the unincorporated areas of the County and Flood Control District channels. The Program also includes an outreach component to encourage communities to report graffiti. At the end of the third quarter of Fiscal Year 2023-24, Public Works abated 24,456 graffiti tags throughout the County, to promote safe and sustainable communities.

### **Office of Oil and Gas**

The Office of Oil and Gas (Office) was created to allow the County to be informed about existing oil and gas operations and ensure coordination to promote better public and environmental health. The Office, in coordination with the California Geologic Energy Management Division, the Chief Sustainability Office, and the County Departments of Regional Planning, Public Health, and Fire - Health HazMat, developed a framework to plug and abandon idle oil wells, with the goal of improving environmental conditions for frontline communities. The Office also created a website (<https://oilandgas.lacounty.gov>) to provide information on pending legislation, the regulatory framework, and current events, as well as provide an electronic form for members of the community to submit their concerns related to oil or gas facilities. A new Oil and Gas Well Geographic Information System Dashboard is now available on the website to view and access data on wells located in Los Angeles County.

In response to a September 2021 motion by the Board, the Department of Regional Planning prepared an ordinance to amend Title 22 to prohibit new oil wells and production facilities in all zones, designate existing wells and production facilities as nonconforming uses in all zones, and establish regulations for existing oil wells and production facilities. The ordinance applies to unincorporated areas except for the Baldwin Hills Community Standards District, areas designated as a specific plan, and uses operating under a valid discretionary permit. On January 24, 2023, the Board adopted the Oil Well Ordinance, which became effective on February 23, 2023. Baldwin Hills Community Standards District is being amended to be consistent with the countywide Oil Well Ordinance.

In addition, the Chief Sustainability Office responded to another September 2021 Board motion to implement the recommendations outlined in the initial Just Transition Strategy report, such as expanding the Stakeholder Taskforce to be inclusive of frontline and tribal communities, identifying and addressing key data gaps, including the demographics of fossil fuel workers and economics of the fossil fuel industry in the County, to inform a Just Transition Strategy, and report back to the Board on updates. The latest report, which presented the completed Just Transition Strategy, was submitted to the Board on December 5, 2022. The motion also directed the Chief Executive Officer (CEO) to explore options to increase revenue dedicated to the ongoing implementation of the Just Transition Strategy, including relevant State and federal funding sources.

### **Fire Recovery Efforts**

In recent years, wildfires have occurred at an unprecedented scale and frequency. Public Works supports the fire response by assisting with road clearing, water sources, building assessments, and incident command. Following the

fires, Public Works coordinates with County, State, and Federal agencies to expedite the removal of hazardous debris to prevent contamination of soil and surface waters. Public Works evaluates and maps debris flow hazards, provides engineering advice to residents, and participates in a unified command to protect communities during storms. Additionally, Public Works supports communities throughout their recovery. This includes emergency projects to restore infrastructure and utilities, improve flood control systems, and streamlining the permit processes for the repair and rebuilding of homes and businesses.

## Resilient Construction

Pursuant to Chapter 7A of the Building Code, Public Works is ensuring new buildings, and any additions, alterations or repairs made to existing buildings located within any Fire Hazard Severity Zone, are now constructed with materials and construction methods to be resilient against future fires.

## Building Code Adoption

The State of California adopts updated Building Standards Codes every three years, and pursuant to that schedule, the updated California Building Standards Codes (CBCS) was implemented on January 1, 2023, in the form of the 2023 Los Angeles County Building Codes. Los Angeles County conducted outreach to stakeholders and worked in concert with other regional jurisdictions to amend the State code to address construction-related concerns specific to the Southern California region. Many of the amendments establish critical structural design requirements that make buildings more resilient to wildfires and potentially severe earthquakes in Southern California. Public Works also ensured incorporation of amendments in support of the County Sustainability Plan.

## Code Enforcement – Sacred Oaks Ranch

There have been ongoing code enforcement efforts at this 52-acre undeveloped parcel, which was used as a permanent residential camp by multiple families, including livestock and cock-fighting activity. The site was found to have approximately 15 to 20 unpermitted structures and unpermitted grading, plumbing, electrical, and sewage on the site; and appeared to be used by several families with children. The Building Rehabilitation Appeals Board ruled that all violations must be mitigated by April 27, 2021. The property owner and their representatives continue to be responsive in cleaning up the site with their own means. As of January 2023, Sacred Oaks has reached substantial compliance with the removal of all unpermitted structures and outside junk and storage violations. Public Works will

continue to assist the District Attorney and Department of Regional Planning on Code compliance.

## Newhall Ranch – Mission Village

The ongoing efforts by Public Works on this project include:

- Bi-weekly meetings with FivePoint's executive team to discuss high-level workflow and staffing issues.
- 30 total units have been permitted for single-family residences and multi-family buildings in the third quarter of Fiscal Year 2023-24.
- 1,002 and 1,643 total permits and units have been issued for single-family residence and multi-family buildings.
- Collaboration with the Treasurer and Tax Collector and County Counsel to acquire and transfer community facilities district (CFD) facilities, with a valuation of \$1.24 billion, financed by a CFD, to the County and Flood Control District.

## Emergency Management

Public Works assists the CEO's Office of Emergency Management (OEM) with Countywide emergency planning and preparedness activities, is a member of the County Emergency Management Council, and serves as lead of the Construction and Engineering Branch of the County Emergency Operations Center (CEOC). Public Works also operates and maintains a Department Operations Center (DOC) to manage local emergency responses and support County emergency operations during major emergencies and disasters. The Public Works DOC was activated four times for rainstorm events during the third quarter of Fiscal Year 2023-24, including for the early and late February winter rainstorms that occurred on February 4, 2024, and February 20, 2024. Public Works worked with partner agencies to assist with road closures, clear debris and trees on County roadways, repair traffic signal outages, and conduct building inspections, as appropriate.

## Public Works Dispatch Center

Public Works operates a Dispatch Center and hotline (1-800-675-HELP) 24 hours-a-day, 7-days a week, that coordinates nearly 50,000 service and emergency calls annually. This includes reports regarding graffiti, potholes, hazmat spills, water service disruptions, illegal dumping, sewer overflows, damaged signs, and malfunctioning traffic signals. The Dispatch Center also assists in coordinating the efforts between Public Works field crews and law enforcement or other safety responders. Road





Public Works Department Operations Center (DOC)

closures for County-maintained roads are posted at: [pw.lacounty.gov/rmd/roadclosures](http://pw.lacounty.gov/rmd/roadclosures) and Traffic signal incidents at: [pw.lacounty.gov/OSD/TrafficSignalIncidents/](http://pw.lacounty.gov/OSD/TrafficSignalIncidents/).

### County Building Evaluation Team (CBET)

A comprehensive emergency response plan has been developed, in partnership with the CEO and Internal Services Department, which includes processes on the prioritization and evaluation of County buildings in the event of a major emergency, such as a major earthquake, tsunami, or extensive flooding. Public Works is tasked with evaluating the structural integrity of all County buildings. Training has been conducted and maintained to ensure appropriate staff are familiar with the CBET Plan.

### Continuity of Operations (COOP) Plan

The COOP Plan identifies essential functions and processes that must be continued or rapidly resumed after

### Public Works' Response Costs\* for Recent Disaster Events:

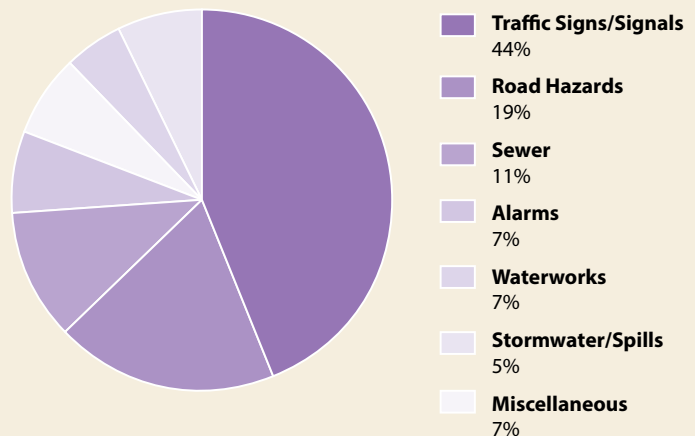
2022 Tropical Storm Kay	\$4.7M
2023 Winter Rainstorms	\$136.2M
2023 Tropical Storm Hillary	\$2.6M
2024 Early February Rainstorms	\$33.2M

*\* Documented costs for Public Works' response phase activities for declared emergencies only. Recovery and mitigation costs are not included.*

## PUBLIC WORKS DISPATCH SERVICES



### Analysis of Fiscal Year 2022-2023 Dispatch Calls, excluding graffiti reports



**24/7**  
Hours Days  
per week

**50,000**  
Calls Per Year

**COMMUNICATION SYSTEMS**  
Telephone / Radio / Electronic

**ALARM SYSTEM MONITORING**

disruption of normal activities. Public Works analyzed over 150 processes and prioritized their value to protect critical infrastructure, life, and property. The COOP Plan identifies the resources needed to restore essential processes and ensure that the fundamental responsibilities of Public Works are executed during responses to emergencies or disasters.

## Emerging Issues

- Los Angeles County, with its 88 cities and nearly 125 unincorporated communities and over 10 million residents, faces diverse and pressing challenges. Climate change presents a significant threat, with expected shifts in weather patterns leading to higher temperatures, prolonged droughts, heat waves, and intense fire seasons. Precipitation events may become shorter but more intense, resulting in increased flood risks. Addressing environmental, human, and health challenges is crucial for our communities' well-being and ensuring equitable outcomes. Public Works continues to initiate robust discussions with our strategic partners to identify best practices, develop policies, implement strategies, and attend educational seminars to build climate resilient communities and infrastructure in Los Angeles.
- During the pandemic, we faced continuing and unprecedented demands for housing, as well as interim and permanent supportive housing for persons experiencing homelessness. This has brought significant increases in building permit applications and corresponding increases in the demand for construction, new housing units, and affordable housing. Simultaneously, inflation, supply chain disruptions, and labor shortages have challenged the ability to keep pace. Additionally, fluctuations in the overall economy greatly affect the number of projects to be entitled and permitted annually, and those fluctuations have consequential impact on the staffing levels required to ensure customer service excellence.



## KEY ISSUES/CHALLENGES

### The well-being and safety of our communities and workforce

- Provide outreach and engagement with the development community and permit applicants, to increase their understanding of the processes and best practices for sustainability, resiliency, and quality of life.
- Improve and simplify processes for permitting, to be more customer-friendly and efficient, while ensuring safety and code compliance.
- Improve collaboration among permitting departments for a concerted submittal review process to address customer needs, resiliency, and recovery after disasters.
- Adopt methods to quickly and flexibly adjust staffing levels to accommodate economic changes, customer demand, and emergency incidents.

### Guiding and ensuring modern infrastructure that uplifts all communities

- Ensure equity in program plans and services, particularly in underserved and unfinished communities.
- Develop and strengthen strategic relationships, including opportunities for collaboration, community input, and stakeholder engagement.
- Increase dwelling units across the unincorporated County, including affordable housing and Accessory Dwelling Units.
- Take actions to address the crisis of PEH, such as measures focused on interim and affordable housing and safe, clean communities.
- Bridge the digital divide through initiatives to ensure broadband infrastructure development and equitable access to broadband.

## The preparedness of our Public Works community and the community at large

- Increase workforce awareness of operational authority and available resources to facilitate efficient enterprise-wide emergency responses and recovery efforts.
- Promote community awareness of available services and resources provided by Public Works, particularly in the context of emergency management and related municipal services.
- Develop and strengthen strategic relationships and collaborative opportunities to support situational awareness, regional preparedness, response efficiency, and recovery efforts.
- Support preparation for emerging social, environmental, health, and technology issues, recognizing the interplay between these issues and their implications for emergency management.

## STRATEGIES

### Accelerate Housing

An essential element of vibrant, safe, and resilient communities is the availability of housing throughout the region. Increasing the number of dwelling units and housing projects awarded certificates of occupancy is an important measure of success, along with the timeliness and responsiveness of the permitting process, designed to be customer-friendly and efficient, while ensuring safety, code compliance, and equity across the County.

Actions include:

- Improving processes and workflows to enhance the customer experience
- Streamlining permitting
- Targeting educational outreach for stakeholders, including communities and the industry

### Increase the State of Readiness and Community Preparedness

Public Works is responsible for a wide variety of critical infrastructure and services, which directly support the communities and economy of Los Angeles County. Any major disruptions to our critical infrastructure and services can have catastrophic impacts to our region, resulting in loss of life and property. Public Works prioritizes preparedness, response, recovery, and mitigation for all hazards. This involves comprehensive and mandated training for Public Works' personnel and collaboration with our strategic partners to help inform and educate our communities to better prepare for any hazard. Ensuring our state of readiness for Public Works and the communities we serve is fundamental to vibrant, safe, and resilient communities.

Actions include:

- Ensuring compliance with State and Federally mandated emergency management trainings
- Participating in and hosting emergency management exercises to test readiness and preparedness
- Participating in community workshops, education series, and events to support engagement on emergency-related issues including climate resiliency
- Completing After-Action Reports and assessing opportunities for improvements



## STRATEGY STATUS (THIRD QUARTER: JANUARY–MARCH 2024)

### Strategy: Accelerate Housing

1. Public Works continues to provide expedited services for projects that have an affordable housing component or provide affordable housing stock in other ways, such as Accessory Dwelling Units (ADU), that may positively impact PEH.
2. Public Works continues to collaborate with the Departments of Regional Planning, Fire, and Public Health to provide coordinated reviews and inspections, with a target to increase the number of permits and certificates of occupancy issued.
3. Public Works is engaged in internally examining streamlined permitting processes and workflows to improve turnaround times on customer submissions; and externally educating and engaging stakeholders to enhance the customer experience.

### Strategy: Increase the State of Readiness and Community Preparedness

1. Public Works participated in various outreach events to educate Los Angeles County residents on emergency preparedness for all hazards, including earthquakes, fires, and floods. Public Works participated in the following events: Supervisorial District 3 Emergency Preparedness Fair in Pacoima, Community Lunar New Year Celebration at Pathfinder Park in Rowland Heights, Cesar Chavez Day at Valleydale Park in Azusa, Cesar Chavez Day at Sunshine Park in La Puente, and Hacienda Heights Park Spring Jubilee in Hacienda Heights.
2. Public Works participated in the Dynamic, Effective Preparedness for Violent Intruder Emergencies tabletop exercise. This tabletop exercise was hosted by OnSolve, which aimed to improve organizations' readiness for violent intruder situations, including but not limited to, insights to update emergency response plans and business continuity plans, share strategies to gather timely and accurate intelligence, and best practices for internal and external communication.
3. Public Works is developing an After-Action Report for the 2024 February Rainstorms. Public Works will identify areas of improvement and develop the appropriate corrective action plan.
4. Public Works has continued a social media campaign to share emergency and preparedness information and increase public awareness, including but not limited to: information and resources regarding cybersecurity; fire prevention; and tsunami, earthquake, and flood preparedness.
5. Public Works has continued to engage and work with an on-call consultant to update our existing COOP Division Annex Plans and Base Plan. Updates are anticipated to be completed by Spring 2024.
6. Public Works has continued participation as members of the Los Angeles County Fire Department Urban Search and Rescue (USAR) Team as California Task Force 2 (CA-TF2). There are currently seven Public Works engineers serving as Structures Specialists on the USAR Team.

# RESULTS-BASED ACCOUNTABILITY: SUMMARY

## Population Accountability

Population Outcome: Creating vibrant communities that are safe and resilient in unincorporated Los Angeles County.				
Population Indicators	Current Value	Current Reporting Period	Previous Value	Previous Reporting Period
Percent of housing demand met annually*	13%	April 1, 2023 – March 31, 2024	15%	January 1, 2023 – December 31, 2023
Number of unincorporated communities provided emergency preparedness outreach annually	1	July 1, 2023 – September 30, 2023	1	April 1, 2023 – June 30, 2023

\* Includes all housing units finalized within unincorporated LA County.

## Performance Accountability

Strategy 1: Accelerate Housing					
Performance Measures (January – March 2024)	Current Value	Previous Value	Current Target Value	Current Trend	Baseline % Change
Number of dwelling units based on building permits finalized and/or certificates of occupancy issued*	338	419	2,814	↓	19%
Average building plan check turnaround times (calendar days)	18	15	30	↑	20%
Average development improvement plan check turnaround times (calendar days)	23	24	30	↓	4%
Number of customer service feedback	351	355	200	↓	1%

\* Baseline established by the County's 2021-2029 Housing Element ([link](#)) to meet regional housing needs of 90,052 units within the unincorporated LA County in 8 years period broken down by 4 quarters per year  $[90,052 / (8 * 4) = 2814]$ .

## Strategy 2: Increase State of Readiness and Community Preparedness

Performance Measures (January – March 2024)	Current Actual Value	Previous Value	Current Target Value	Current Trend	Baseline % Change
Number of outreach events provided to identified at-risk communities, per quarter	1	0	1	↑	N/A
Number of education sessions to support community engagement on emergency-related issues, such as climate resiliency, per quarter	4	1	2	↑	300%
Number of Public Works personnel participating in Emergency Management trainings**	264	268	144	↓	1%
Number of targeted training exercises, per quarter	1	2	2	↓	50%

\*\* Minimum number of trained Public Works Personnel required to support activities in the Department Operations Center.

## KEY TAKEAWAYS

### Increase State of Readiness and Community Preparedness

- Public Works personnel participated and will continue to participate in tabletop exercises and other educational seminars to strengthen communication, coordination, and collaboration with our strategic partners to support situational awareness, regional preparedness, and response and recovery efforts.
- Public Works attended and will continue to attend various community outreach and engagement events to educate and prepare unincorporated communities on emergency preparedness for all hazards.
- Public Works is appropriately staffed in each branch under the Standardized Emergency Management System, National Incident Management System, and Incident Command System structures, and in compliance with mandated emergency management trainings.
- Public Works hosted multiple Storm Preparedness Operations calls with our partner agencies and first responders to coordinate field and operations information prior to significant storm events impacting post fire burn areas with potential for mud/debris flows.
- Public Works continues to collaborate with our strategic partners through Unified Coordination Group calls for incidents, such as the 2023 Rolling Hills Land Movement, Chiquita Canyon Landfill Incident, and 2024 Early Winter Storms.

## **Accelerate Housing**

- To meet the regional housing needs, Public Works has developed several express permits for mechanical, electrical, plumbing, sewer, and solar applications, which allows the agency to focus efforts on being responsive to developers and support the unincorporated Los Angeles County areas as being the area of choice for housing development.
- Public Works continually trains staff to maintain and improve upon quality first-round plan check turnaround times.
- Developed new processes and standard plans for garage conversions to ADUs and Junior ADUs.
- Public Works is collaborating with Regional Planning to establish a process to streamline ADU/Junior ADU standard plan approvals.



# **Appendix 1**

## Services Provided to Cities

VIA Agreement



# Los Angeles County Public Works Services Provided To Cities (Via Agreement)

## SD1

	Bridge Inspection and/or Maintenance	Building & Safety	Storm Drain Catch Basin Clean Out	Storm Drain Catch Basin Insert Maintenance (County Flood Control Catch Basins)	City Pump Station	Street Maintenance	Industrial Waste	Permit Issuance & Inspection (Transportation)	Consolidated Sewer Maintenance District	Safe, Clean Water Program	Sewer Maintenance Contract	Street Lighting Maintenance District	Subdivision Maps: Final	Subdivision Maps: Tentative	Traffic Advisor	Traffic Operations Services	Traffic Signal Maintenance	Traffic Signal Maintenance – Shared Intersections	Underground Storage Tanks	Infrastructure Design Construction	Traffic Monitoring
Alhambra	■									■									■	■	
Azusa	■									■			■					■	■	■	
Baldwin Park	■								■	■								■	■	■	
Covina	■		■							■			■			■	■	■	■	■	■
Diamond Bar	■		■				■		■	■		■							■	■	
El Monte	■							■		■									■	■	
Industry	■	■	■	■	■	■		■	■	■					■	■	■	■	■	■	■
Irwindale	■	■	■				■			■	■							■	■	■	
La Puente	■						■			■						■		■	■	■	
La Verne	■		■				■			■									■	■	
Los Angeles										■								■		■	
Montebello	■									■	■		■			■		■	■	■	
Monterey Park	■						■			■		■						■	■	■	
Pomona	■									■									■	■	
Rosemead	■			■	■		■		■	■								■	■	■	
San Gabriel	■									■			■					■	■	■	■
South El Monte			■						■	■		■							■	■	
Walnut	■		■			■	■	■	■	■		■				■	■	■	■	■	
West Covina	■		■					■		■							■	■	■	■	
<b>TOTAL</b>	<b>17</b>	<b>2</b>	<b>8</b>	<b>2</b>	<b>2</b>	<b>2</b>	<b>7</b>	<b>4</b>	<b>6</b>	<b>19</b>	<b>2</b>	<b>4</b>	<b>4</b>	<b>0</b>	<b>1</b>	<b>5</b>	<b>4</b>	<b>13</b>	<b>18</b>	<b>19</b>	<b>3</b>

# Los Angeles County Public Works Services Provided To Cities (Via Agreement)

## SD2

	Bridge Inspection and/or Maintenance	Building & Safety	Storm Drain Catch Basin Clean Out	Storm Drain Catch Basin Insert Maintenance (County Flood Control Catch Basins)	City Pump Station	Street Maintenance	Industrial Waste	Permit Issuance & Inspection (Transportation)	Consolidated Sewer Maintenance District	Safe, Clean Water Program	Sewer Maintenance Contract	Street Lighting Maintenance District	Subdivision Maps: Final	Subdivision Maps: Tentative	Traffic Advisor	Traffic Operations Services	Traffic Signal Maintenance	Traffic Signal Maintenance – Shared Intersections	Underground Storage Tanks	Infrastructure Design Construction	Traffic Monitoring	
Carson	■						■	■	■	■		■	■	■		■	■	■	■	■	■	■
Compton	■									■						■		■	■	■		
Culver City	■						■			■			■						■	■		
El Segundo	■							■		■			■				■	■		■		
Gardena	■		■				■			■			■					■	■	■		
Hawthorne	■									■			■				■	■	■	■		
Hermosa Beach										■			■					■	■	■		
Inglewood										■								■	■	■		
Lawndale		■					■	■	■	■		■	■			■	■	■	■	■		
Los Angeles										■								■		■		
Lynwood	■									■			■					■	■	■		
Manhattan Beach										■			■				■		■	■	■	■
Redondo Beach	■									■			■			■	■	■	■	■	■	
<b>TOTAL</b>	<b>8</b>	<b>1</b>	<b>1</b>	<b>0</b>	<b>0</b>	<b>0</b>	<b>4</b>	<b>3</b>	<b>2</b>	<b>13</b>	<b>0</b>	<b>2</b>	<b>10</b>	<b>1</b>	<b>0</b>	<b>4</b>	<b>6</b>	<b>11</b>	<b>11</b>	<b>13</b>	<b>2</b>	



# Los Angeles County Public Works Services Provided To Cities (Via Agreement)

## SD3

	Bridge Inspection and/or Maintenance	Building & Safety	Storm Drain Catch Basin Clean Out	Storm Drain Catch Basin Insert Maintenance (County Flood Control Catch Basins)	City Pump Station	Street Maintenance	Industrial Waste	Permit Issuance & Inspection (Transportation)	Consolidated Sewer Maintenance District	Safe, Clean Water Program	Sewer Maintenance Contract	Street Lighting Maintenance District	Subdivision Maps: Final	Subdivision Maps: Tentative	Traffic Advisor	Traffic Operations Services	Traffic Signal Maintenance	Traffic Signal Maintenance – Shared Intersections	Underground Storage Tanks	Infrastructure Design Construction	Traffic Monitoring
Agoura Hills	■						■		■	■		■				■	■	■	■	■	
Beverly Hills							■			■								■	■	■	
Calabasas	■						■		■	■		■						■	■	■	
Hidden Hills									■	■						■		■	■	■	
Los Angeles										■								■		■	
Malibu	■								■	■		■							■	■	
San Fernando	■						■			■										■	
Santa Monica	■									■			■							■	
West Hollywood			■				■			■	■		■				■		■	■	
Westlake Village	■	■		■			■		■	■						■	■		■	■	
<b>TOTAL</b>	<b>6</b>	<b>1</b>	<b>1</b>	<b>1</b>	<b>0</b>	<b>0</b>	<b>6</b>	<b>0</b>	<b>5</b>	<b>10</b>	<b>1</b>	<b>3</b>	<b>2</b>	<b>0</b>	<b>0</b>	<b>3</b>	<b>3</b>	<b>5</b>	<b>7</b>	<b>10</b>	<b>0</b>

# Los Angeles County Public Works Services Provided To Cities (Via Agreement)

## SD4

	Bridge Inspection and/or Maintenance	Building & Safety	Storm Drain Catch Basin Clean Out	Storm Drain Catch Basin Insert Maintenance (County Flood Control Catch Basins)	City Pump Station	Street Maintenance	Industrial Waste	Permit Issuance & Inspection (Transportation)	Consolidated Sewer Maintenance District	Safe, Clean Water Program	Sewer Maintenance Contract	Street Lighting Maintenance District	Subdivision Maps: Final	Subdivision Maps: Tentative	Traffic Advisor	Traffic Operations Services	Traffic Signal Maintenance	Traffic Signal Maintenance – Shared Intersections	Underground Storage Tanks	Infrastructure Design Construction	Traffic Monitoring	
Artesia		■					■		■	■			■							■	■	
Avalon																				■	■	
Bell	■									■										■	■	
Bell Gardens	■						■		■	■		■	■							■	■	
Bellflower	■						■		■	■										■	■	
Cerritos	■	■					■	■		■								■		■	■	
Commerce	■						■	■	■	■			■	■		■		■		■	■	
Cudahy	■						■		■	■			■							■	■	
Downey	■									■										■	■	
Hawaiian Gardens	■		■				■		■	■								■		■	■	
Huntington Park	■									■			■					■		■	■	
La Habra Heights	■		■						■	■							■			■	■	
La Mirada	■	■	■				■	■	■	■		■	■	■	■	■	■	■	■	■	■	
Lakewood	■	■					■	■	■	■			■	■	■	■	■	■	■	■	■	
Lomita		■					■	■	■	■		■	■	■	■					■	■	■
Long Beach	■							■		■								■			■	
Los Angeles										■								■			■	
Maywood	■									■	■									■	■	
Norwalk	■						■			■										■	■	
Palos Verdes Estates	■								■	■			■							■	■	
<b>TOTAL</b>	<b>16</b>	<b>5</b>	<b>3</b>	<b>0</b>	<b>0</b>	<b>0</b>	<b>11</b>	<b>6</b>	<b>11</b>	<b>19</b>	<b>1</b>	<b>3</b>	<b>9</b>	<b>4</b>	<b>3</b>	<b>3</b>	<b>3</b>	<b>8</b>	<b>18</b>	<b>20</b>	<b>1</b>	

# Los Angeles County Public Works Services Provided To Cities (Via Agreement)

## SD4 (Continued)

	Bridge Inspection and/or Maintenance	Building & Safety	Storm Drain Catch Basin Clean Out	Storm Drain Catch Basin Insert Maintenance (County Flood Control Catch Basins)	City Pump Station	Street Maintenance	Industrial Waste	Permit Issuance & Inspection (Transportation)	Consolidated Sewer Maintenance District	Safe, Clean Water Program	Sewer Maintenance Contract	Street Lighting Maintenance District	Subdivision Maps: Final	Subdivision Maps: Tentative	Traffic Advisor	Traffic Operations Services	Traffic Signal Maintenance	Traffic Signal Maintenance -- Shared Intersections	Underground Storage Tanks	Infrastructure Design Construction	Traffic Monitoring
Paramount	■						■	■	■	■		■							■	■	
Pico Rivera	■						■	■	■	■			■					■	■	■	■
Rancho Palos Verdes							■		■	■									■	■	
Rolling Hills	■	■							■	■			■	■					■	■	
Rolling Hills Estates				■		■	■		■	■		■	■			■			■	■	
Santa Fe Springs	■	■						■	■	■			■					■		■	
Signal Hill								■		■			■						■	■	
South Gate	■							■		■			■					■	■	■	
Torrance	■									■			■					■		■	
Vernon	■									■			■							■	
Whittier	■									■		■						■	■	■	
<b>TOTAL</b>	<b>24</b>	<b>7</b>	<b>3</b>	<b>1</b>	<b>0</b>	<b>1</b>	<b>15</b>	<b>11</b>	<b>17</b>	<b>30</b>	<b>1</b>	<b>6</b>	<b>17</b>	<b>5</b>	<b>3</b>	<b>4</b>	<b>3</b>	<b>13</b>	<b>26</b>	<b>31</b>	<b>2</b>

# Los Angeles County Public Works Services Provided To Cities (Via Agreement)

## SD5

	Bridge Inspection and/or Maintenance	Building and Safety	Storm Drain Catch Basin Clean Out	Storm Drain Catch Basin Insert Maintenance (County Flood Control Catch Basins)	City Pump Station	Street Maintenance	Industrial Waste	Permit Issuance & Inspection (Transportation)	Consolidated Sewer Maintenance District	Safe, Clean Water Program	Sewer Maintenance Contract	Street Lighting Maintenance District	Subdivision Maps: Final	Subdivision Maps: Tentative	Traffic Advisor	Traffic Operations Services	Traffic-Signal Maintenance	Traffic-Signal Maintenance--Shared Intersections	Underground Storage Tanks	Infrastructure Design Construction	Traffic Monitoring
Arcadia	■		■							■			■					■	■	■	
Bradbury	■		■	■					■	■						■			■	■	
Burbank	■									■			■							■	
Claremont	■									■									■	■	
Duarte			■	■			■		■	■						■	■		■	■	■
Glendale	■		■							■			■					■		■	
Glendora	■		■						■	■			■				■	■	■	■	
La Cañada Flintridge	■	■	■	■		■	■		■	■		■				■	■	■	■	■	
La Verne	■		■				■			■									■	■	
Lancaster	■							■								■			■	■	
Los Angeles										■								■		■	
Monrovia	■		■							■								■	■	■	■
Palmdale	■							■								■			■	■	
Pasadena	■		■							■			■					■		■	
San Dimas	■						■	■	■	■			■					■	■	■	
San Marino	■		■							■			■					■	■	■	
Santa Clarita	■						■		■	■							■	■	■	■	
Sierra Madre	■									■			■						■	■	
South Pasadena	■		■	■						■			■						■	■	
Temple City	■		■			■	■		■	■							■	■	■	■	
<b>TOTAL</b>	<b>18</b>	<b>1</b>	<b>12</b>	<b>4</b>	<b>0</b>	<b>2</b>	<b>6</b>	<b>3</b>	<b>7</b>	<b>18</b>	<b>0</b>	<b>1</b>	<b>9</b>	<b>0</b>	<b>0</b>	<b>5</b>	<b>5</b>	<b>11</b>	<b>16</b>	<b>20</b>	<b>2</b>



## **Appendix 2**

### Public Works' Priority Legislation



# Public Works' Priority Legislation

As of April 8, 2024

Bill and Author	Issue Area	Status	County Position
<b>Construction Management</b>			
AB 1957 (Wilson, D-Fairfield)	Best value construction contracting for counties	Asm. Local Gov. Comm. - 4/17/24	Support if Amended
AB 2502 (L. Rivas, D-San Fernando)	Public contracts: emergencies	Asm. Local Gov. Comm.	County-sponsored
<b>Environmental Programs</b>			
AB 2346 (Lee, D-Milpitas)	Organic waste reduction regulations: procurement of recovered organic waste products	Asm. Nat. Resources Comm. - 4/8/24	Support
SB 1143 (Allen, D-Santa Monica)	Household hazardous waste: producer responsibility	Sen. Judiciary Comm. - 4/16/24	Support
<b>Transportation</b>			
H.R. 3935 (Graves, R-MO)	FAA Reauthorization Act of 2023	Passed House	Watch
S. 1939 (Cantwell, D-WA)	FAA Reauthorization Act of 2023	Senate	Concerns
SB 915 (Cortese, D-San Jose)	Local government: autonomous vehicles	Sen. Local Gov. Comm. - 4/17/24	Support
SB 960 (Weiner, D-San Francisco)	Transportation: planning: transit priority projects: multimodal	Sen. Transportation Comm. - 4/23/24	Pending
<b>Water Resources</b>			
H.R. 7070 (Stanton, D-AZ)	Wildfire Response Improvement Act	House - Transportation and Infrastructure Comm.	Support if Amended
S. 3111 (Padilla, D-CA)	National Dam Safety Program Reauthorization	Senate	Support
S. 3830 (Padilla, D-CA)	Low-Income Household Water Assistance Program	Senate	Pending
SB 1169 (Stern, D-Calabasas)	Los Angeles County Flood Control District: finances	Sen. Local Gov. Comm.	County-sponsored



*Public Works*

LOS ANGELES COUNTY

[pw.lacounty.gov](http://pw.lacounty.gov)

900 S. Fremont Avenue  
Alhambra, CA 91803